

Format of holding of specified securities


1. Name of Listed Entity: CENTURY PLYBOARDS (INDIA) LIMITED (CIN:L20101WB1982PLC034435)
2. Scrip Code 532548 Name of Scrip CENTURYPLY,CENTURYPLY Class of Security Equity
3. Share Holding Pattern Filed under : Reg. 31(1)(a)/Reg. 31(1)(b)/Reg. 31(1)(c)
 - a. If under 31 (1)(b) then indicate the report for Quarter ending: 31/03/2018
 - b. If under 31(1)(c) then indicate date of allotment/extinguishment

4. **Declaration** : The Listed entity is required to submit the following declaration to the extent of submission of information:-

	Particulars	Yes*	No*
1	Whether the Listed Entity has issued any partly paid up shares?		No
2	Whether the Listed Entity has issued any Convertible Securities or Warrants?		No
3	Whether the Listed Entity has any shares against which depository receipts are issued?		No
4	Whether the Listed Entity has any shares in Locked-in?		No
5	Whether any shares held by promoters are pledge or otherwise encumbered?		No

* If the Listed Entity selects the option 'No' for the questions above, the column for the partly paid up shares, Outstanding Convertible Securities/Warrants, depository receipts, locked-in shares, No of shares pledged or otherwise encumbered by promoters, as applicable, shall not be displayed at the time of dissemination on the Stock Exchange website. Also wherever there is 'No' declared by Listed Entity in above table the values will be considered as 'Zero' by default on submission of the format of holding of specified securities.


5. The tabular format for disclosure of holding of specified securities is as follows:-



CENTURY PLYBOARDS (INDIA) LIMITED

Table I - Summary Statement holding of specified securities as on 31/03/2018



Category (I)	Category of shareholder (II)	Nos. of shareholders (III)	No. of fully paid up equity shares held (IV)	No. of Partly paid-up equity shares held (V)	No. of shares underlying Depository Receipts (VI)	Total nos. shares held (VII)=(IV)+(V)+(VI)	Shareholding as a % of total no. of shares (calculated as per SCRR, 1957) As a % of (A+B+C2)	Number of Voting Rights held in each class of securities (IX)				No of shares Underlying outstanding convertible securities (including Warrants) (X)	Shareholding as a % assuming full conversion of convertible securities (as a percentage of diluted share capital) (XI)=(VII)+(X) As a % of (A+B+C2)	Number of Locked in shares (XII)		Number of shares pledged or otherwise encumbered (XIII)		Number of equity shares held in dematerialized form (XIV)
								No of Voting Rights			Total as a % of (A+B+C)			No. (a)	As a % of total shares held (b)	No. (a)	As a % of total shares held (b)	
								Class eg:x	Class eg:y	Total								
(A)	Promoter & Promoter group	25	159953467	0	0	159953467	71.9950	159953467	0	159953467	71.9950	0	0.0000	0	0.0000	159953467		
(B)	Public	45167	62219523	0	0	62219523	28.0050	62219523	0	62219523	28.0050	0	0.0000	NA		61640886		
(C)	Non Promoter - Non Public													NA				
(C1)	Shares underlying DRs						NA							NA				
(C2)	Shares held by Employee Trusts													NA				
	Total	45192	222172990	0	0	222172990	100.0000	222172990	0	222172990	100.0000	0				221594353		



CENTURY PLYBOARDS (INDIA) LIMITED

Table II - Statement Showing shareholding pattern of the Promoter and Promoter Group as on 31/03/2018


	Category & Name of the Shareholders (I)	PAN (II)	Nos. of shareholders (III)	No. of fully paid up equity shares held (IV)	Partly paid-up equity shares held (V)	Nos. of shares underlying Depository Receipts (VI)	Total nos. shares held (VII)=(IV)+(V)+(VI)	Shareholding % calculated as per SCRR, 1957) As a % of (A+B+C2) (VIII)	Number of Voting Rights held in each class of securities (IX)			No of shares Underlying convertible securities (including Warrants) (X)	Shareholding as a % assuming full conversion of convertible securities (as a percentage of diluted share capital) (XI)=(VII)+(X) As a % of A+B+C2)	Number of Locked in shares (XII)		Number of shares pledged or otherwise encumbered (XIII)		Number of equity shares held in dematerialized form (XIV)	
									No of Voting Rights					Total as a % of Total Voting rights	No. (a)	As a % of total shares held (b)	No. (a)		As a % of total shares held (b)
									Class x	Class y	Total								
(1)	Indian																		
(a)	Individuals/Hindu undivided Family		19	120624387	0	0	120624387	54.2930	120624387	0	120624387	54.2930	0	54.2930	0	0.0000	0	0.0000	120624387
	SAJJAN BHAIJANKA	ACAPB0486F	1	25032954	0	0	25032954	11.2673	25032954	0	25032954	11.2673	0	11.2673	0	0.0000	0	0.0000	25032954
	SANJAY AGARWAL	ADDP5363J	1	24150124	0	0	24150124	10.8700	24150124	0	24150124	10.8700	0	10.8700	0	0.0000	0	0.0000	24150124
	DIVYA AGARWAL	ADDP5347G	1	16749750	0	0	16749750	7.5391	16749750	0	16749750	7.5391	0	7.5391	0	0.0000	0	0.0000	16749750
	SANTOSH BHAIJANKA	ACAPB0470B	1	15449500	0	0	15449500	6.9538	15449500	0	15449500	6.9538	0	6.9538	0	0.0000	0	0.0000	15449500
	VISHNU KHEMANI	AAEPK9875B	1	12609646	0	0	12609646	5.6756	12609646	0	12609646	5.6756	0	5.6756	0	0.0000	0	0.0000	12609646
	SUDHA KHEMANI	AAKPK5314K	1	5985286	0	0	5985286	2.6940	5985286	0	5985286	2.6940	0	2.6940	0	0.0000	0	0.0000	5985286
	PREM KUMAR BHAIJANKA	ACAPB4176A	1	4636997	0	0	4636997	2.0871	4636997	0	4636997	2.0871	0	2.0871	0	0.0000	0	0.0000	4636997
	YASH BHAIJANKA	AERP81843B	1	3149132	0	0	3149132	1.4174	3149132	0	3149132	1.4174	0	1.4174	0	0.0000	0	0.0000	3149132
	BHAWNA AGARWAL	ACIPA3280E	1	3087690	0	0	3087690	1.3898	3087690	0	3087690	1.3898	0	1.3898	0	0.0000	0	0.0000	3087690
	HARI PRASAD AGARWAL	ADBP87649D	1	2435760	0	0	2435760	1.0963	2435760	0	2435760	1.0963	0	1.0963	0	0.0000	0	0.0000	2435760
	SUMITRA DEVI AGARWAL	ACXPA6197K	1	1676250	0	0	1676250	0.7545	1676250	0	1676250	0.7545	0	0.7545	0	0.0000	0	0.0000	1676250
	HARI PRASAD AGARWAL	AAAH9755D	1	1602990	0	0	1602990	0.7215	1602990	0	1602990	0.7215	0	0.7215	0	0.0000	0	0.0000	1602990
	RAJESH KUMAR AGARWAL	ACQPA7715A	1	1602308	0	0	1602308	0.7212	1602308	0	1602308	0.7212	0	0.7212	0	0.0000	0	0.0000	1602308
	SONU KAJARIA	ADBP88611J	1	611000	0	0	611000	0.2750	611000	0	611000	0.2750	0	0.2750	0	0.0000	0	0.0000	611000
	SHRADDHA AGARWAL	AEYPA9535J	1	600000	0	0	600000	0.2701	600000	0	600000	0.2701	0	0.2701	0	0.0000	0	0.0000	600000
	PAYAL AGRAWAL	ADBP88610K	1	600000	0	0	600000	0.2701	600000	0	600000	0.2701	0	0.2701	0	0.0000	0	0.0000	600000
	KESHAV BHAIJANKA	ANHPB7251L	1	500000	0	0	500000	0.2250	500000	0	500000	0.2250	0	0.2250	0	0.0000	0	0.0000	500000
	NANCY CHOUDHARY	ALHPB5022B	1	95000	0	0	95000	0.0428	95000	0	95000	0.0428	0	0.0428	0	0.0000	0	0.0000	95000
	NIKITA BANSAL	AMNPA4774G	1	50000	0	0	50000	0.0225	50000	0	50000	0.0225	0	0.0225	0	0.0000	0	0.0000	50000
(b)	Central Government/State Government(s)																		
(c)	Financial Institutions/Banks																		
(d)	Any Other (specify)																		
	Bodies Corporate		6	39329080	0	0	39329080	17.7020	39329080	0	39329080	17.7020	0	17.7020	0	0.0000	0	0.0000	39329080
	SRIRAM VANIJYA PVT. LTD.	AAECS4027N	1	8502180	0	0	8502180	3.8268	8502180	0	8502180	3.8268	0	3.8268	0	0.0000	0	0.0000	8502180
	BRIJDHAM MERCHANTS PVT. LTD.	AABC80939K	1	7743990	0	0	7743990	3.4856	7743990	0	7743990	3.4856	0	3.4856	0	0.0000	0	0.0000	7743990
	SUMANGAL INTERNATIONAL PVT. LTD.	AADC86896G	1	7666800	0	0	7666800	3.4508	7666800	0	7666800	3.4508	0	3.4508	0	0.0000	0	0.0000	7666800
	SUMANGAL BUSINESS PVT. LTD.	AAECS4489C	1	6831240	0	0	6831240	3.0747	6831240	0	6831240	3.0747	0	3.0747	0	0.0000	0	0.0000	6831240
	SRIRAM MERCHANTS PVT. LTD.	AAECS5033N	1	6739870	0	0	6739870	3.0336	6739870	0	6739870	3.0336	0	3.0336	0	0.0000	0	0.0000	6739870
	AUROVILLE INVESTMENTS PVT LTD	AACCA3690B	1	1845000	0	0	1845000	0.8304	1845000	0	1845000	0.8304	0	0.8304	0	0.0000	0	0.0000	1845000
	Sub Total		25	159953467	0	0	159953467	71.9950	159953467	0	159953467	71.9950	0	71.9950	0	0.0000	0	0.0000	159953467
(2)	Foreign																		
(a)	Individuals (Non-Resident Individuals/Foreign Individuals)																		
(b)	Government																		
(c)	Institutions																		
(d)	Foreign Portfolio Investor																		
(e)	Any Other (specify)																		



Category & Name of the Shareholders (I)	PAN (II)	Nos. of shareholders (III)	No. of fully paid up equity shares held (IV)	Partly paid-up equity shares held (V)	Nos. of shares underlying Depository Receipts (VI)	Total nos. shares held (VII)=(IV)+(V)+(VI)	Shareholding % calculated as per SCRR, 1957) As a % of (A+B+C2) (VIII)	Number of Voting Rights held in each class of securities (IX)			Total as a % of Total Voting rights (X)	No of shares Underlying convertible securities (including Warrants) (X)	Shareholding as a % assuming full conversion of convertible securities (as a percentage of diluted share capital) (XI)=(VII)+(X) As a % of A+B+C2)	Number of Locked in shares (XII)		Number of shares pledged or otherwise encumbered (XIII)		Number of equity shares held in dematerialized form (XIV)
								No of Voting Rights						No. (a)	As a % of total shares held (b)	No. (a)	As a % of total shares held (b)	
								Class x	Class y	Total								
Sub Total		0	0	0	0	0	0.0000	0	0	0	0.0000	0	0.0000	0	0.0000	0	0.0000	0
Total Shareholding of Promoter and Promoter Group (A)=(A)(1)+(A)(2)		25	159953467	0	0	159953467	71.9950	159953467	0	159953467	71.9950	0	71.9950	0	0.0000	0	0.0000	159953467




CENTURY PLYBOARDS (INDIA) LIMITED																			
Table III - Statement Showing shareholding pattern of the Public shareholder as on 31/03/2018																			
	Category & Name of the Shareholders (I)	PAN (II)	Nos. of shareholders (III)	No. of fully paid up equity shares held (IV)	Partly paid-up equity shares held (V)	Nos. of shares underlying Depository Receipts (VI)	Total nos. shares held (VII)=(IV)+(V)+(VI)	Shareholding % calculated as per SCRR, 1957) As a % of (A+B+C2) (VIII)	Number of Voting Rights held in each class of securities (IX)			Total as a % of Total Voting rights	No of shares Underlying outstanding convertible securities (including Warrants) (X)	Shareholding as a % assuming full conversion of convertible securities (as a percentage of diluted share capital) (XI)=(VII)+(X) As a % of A+B+C2)	Number of Locked in shares (XII)		Number of shares pledged or otherwise encumbered (XIII)		Number of equity shares held in dematerialized form (XIV)
									No of Voting Rights						No. (a)	As a % of total shares held (b)	No. (Not applicable) (a)	As a % of total shares held (Not applicable) (b)	
									Class x	Class y	Total								
(1)	Institutions																		
(a)	Mutual Funds / UTI		12	10244346	0	0	10244346	4.6110	10244346	0	10244346	4.6110	0	4.6110	0	0.0000	NA		10244346
	ADITYA BIRLA SUN LIFE TRUSTEE PRIVATE LIMITED A/C ADITYA BIRLA SUN LIFE PURE VAL	AAATB0102C	5	3587787	0	0	3587787	1.6149	3587787	0	3587787	1.6149	0	1.6149	0	0.0000	NA		3587787
	SUNDARAM MUTUAL FUND A/C SUNDARAM LONG TERM MICRO CAP TAX ADVANTAGE FUND - SERIE	AAATS2554B	14	3016510	0	0	3016510	1.3577	3016510	0	3016510	1.3577	0	1.3577	0	0.0000	NA		3016510
(b)	Venture Capital Funds																		
(c)	Alternate Investment Funds		3	517990	0	0	517990	0.2331	517990	0	517990	0.2331	0	0.2331	0	0.0000	NA		517990
(d)	Foreign Venture Capital Investors																		
(e)	Foreign Portfolio Investors		87	24749768	0	0	24749768	11.1399	24749768	0	24749768	11.1399	0	11.1399	0	0.0000	NA		24749768
	GOVERNMENT PENSION FUND GLOBAL	AACCN1454E	1	5500000	0	0	5500000	2.4755	5500000	0	5500000	2.4755	0	2.4755	0	0.0000	NA		5500000
	GOLDMAN SACHS INDIA LIMITED	AADCG0260C	1	3003351	0	0	3003351	1.3518	3003351	0	3003351	1.3518	0	1.3518	0	0.0000	NA		3003351
(f)	Financial Institutions / Banks		3	86063	0	0	86063	0.0387	86063	0	86063	0.0387	0	0.0387	0	0.0000	NA		86063
(g)	Insurance Companies																		
(h)	Provident Funds / Pension Funds																		
(i)	Any Other (specify)																		
	Foreign Institutional Investors		2	77635	0	0	77635	0.0349	77635	0	77635	0.0349	0	0.0349	0	0.0000	NA		77635
	Sub Total		107	35675802	0	0	35675802	16.0577	35675802	0	35675802	16.0577	0	16.0577	0	0.0000	NA		35675802
(2)	Central Government / State Government(s) / President of India																		
(3)	Non-Institutions																		
(a)	Individuals-																		
	i. Individual shareholders holding nominal share capital upto Rs.2 lakhs		42971	16039723	0	0	16039723	7.2195	16039723	0	16039723	7.2195	0	7.2195	0	0.0000	NA		15473086
	ii. Individual shareholders holding nominal share capital in excess of Rs.2 lakhs		2	852000	0	0	852000	0.3835	852000	0	852000	0.3835	0	0.3835	0	0.0000	NA		852000



CENTURY PLYBOARDS (INDIA) LIMITED

Table III - Statement Showing shareholding pattern of the Public shareholder as on 31/03/2018

Category & Name of the Shareholders (I)	PAN (II)	Nos. of shareholders (III)	No. of fully paid up equity shares held (IV)	Partly paid-up equity shares held (V)	Nos. of shares underlying Depository Receipts (VI)	Total nos. shares held (VII)=(IV)+(V)+(VI)	Shareholding % calculated as per SCRR, 1957) As a % of (A+B+C2) (VIII)	Number of Voting Rights held in each class of securities (IX)			No of shares Underlying outstanding convertible securities (including Warrants) (X)	Shareholding as a % assuming full conversion of convertible securities (as a percentage of diluted share capital) (XI)=(VII)+(X) As a % of A+B+C2)	Number of Locked in shares (XII)		Number of shares pledged or otherwise encumbered (XIII)		Number of equity shares held in dematerialized form (XIV)	
								No of Voting Rights					Total as a % of Total Voting rights	No. (a)	As a % of total shares held (b)	No. (Not applicable) (a)		As a % of total shares held (Not applicable) (b)
								Class x	Class y	Total								
(b) NBFCs registered with RBI		7	7374	0	0	7374	0.0033	7374	0	7374	0.0033	0	0.0033	0	0.0000	NA	7374	
(c) Employee Trusts																		
(d) Overseas Depositories (holding DRs) (balancing figure)																		
(e) Any Other (specify)																		
Investor Education and Protection Fund Authority		1	61450	0	0	61450	0.0277	61450	0	61450	0.0277	0	0.0277	0	0.0000	NA	61450	
Bodies Corporate		647	7837207	0	0	7837207	3.5275	7837207	0	7837207	3.5275	0	3.5275	0	0.0000	NA	7825207	
Clearing Member		134	236518	0	0	236518	0.1065	236518	0	236518	0.1065	0	0.1065	0	0.0000	NA	236518	
Non Resident Individual		1287	905964	0	0	905964	0.4078	905964	0	905964	0.4078	0	0.4078	0	0.0000	NA	905964	
Trusts		10	600589	0	0	600589	0.2703	600589	0	600589	0.2703	0	0.2703	0	0.0000	NA	600589	
Foreign National		1	2896	0	0	2896	0.0013	2896	0	2896	0.0013	0	0.0013	0	0.0000	NA	2896	
Sub Total		45060	26543721	0	0	26543721	11.9473	26543721	0	26543721	11.9473	0	11.9473	0	0.0000	NA	25965084	
Total Public Shareholding (B)=(B)(1)+(B)(2)+(B)(3)		45167	62219523	0	0	62219523	28.0050	62219523	0	62219523	28.0050	0	28.0050	0	0.0000	NA	61640886	



CENTURY PLYBOARDS (INDIA) LIMITED

Table IV - Statement Showing shareholding pattern of the Non Promoter - Non Public shareholder as on 31/03/2018

Category & Name of the Shareholders (I)	PAN (II)	No of shareholders (III)	No. of fully paid up equity shares held (IV)	Partly paid-up equity shares held (V)	Nos. of shares underlying Depository Receipts (VI)	Total nos. shares held (VII)=(IV) + (V)+(VI)	Shareholding % calculated as per SCRR, 1957 As a % of (A+B+C2) (VIII)	Number of Voting Rights held in each class of securities (IX)			No of shares Underlying outstanding convertible securities (including Warrants) (X)	Total Shareholding as a % assuming full conversion of convertible securities (as a percentage of diluted share capital) (XI)=(VII)+(X) As a % of A+B+C2)	Number of Locked in shares (XII)		Number of shares pledged or otherwise encumbered (XIII)		Number of equity shares held in dematerialized form (XIV)	
								No of Voting Rights					Total as a % of Total Voting rights	No. (a)	As a % of total shares held (b)	No. (Not applicable) (a)		As a % of total shares (Not applicable) (b)
								Class x	Class y	Total								
(1) Custodian / DR Holder																		
(2) Employee Benefit Trust (under SEBI (Share based Employee Benefit) Regulations, 2014)																		
Total Non Promoter - Non Public Shareholding (C)=(C)(1)+(C)(2)		0	0	0	0	0	0.0000	0	0	0	0.0000	0	0.0000	0	0.0000	NA	NA	0

