

**Format of holding of specified securities**


1. Name of Listed Entity: CENTURY PLYBOARDS (INDIA) LIMITED (CIN:L20101WB1982PLC034435)
2. Scrip Code 532548 Name of Scrip CENTURYPLY, CENTURYPLY Class of Security Equity
3. Share Holding Pattern Filed under : Reg. 31(1)(a)/Reg. 31(1)(b)/Reg. 31(1)(c)
  - a. If under 31 (1)(b) then indicate the report for Quarter ending: 30/06/2019
  - b. If under 31(1)(c) then indicate date of allotment/extinguishment

4. **Declaration** : The Listed entity is required to submit the following declaration to the extent of submission of information:-

Particulars		Yes*	No*
1	Whether the Listed Entity has issued any partly paid up shares?		No
2	Whether the Listed Entity has issued any Convertible Securities or Warrants?		No
3	Whether the Listed Entity has any shares against which depository receipts are issued?		No
4	Whether the Listed Entity has any shares in Locked-in?		No
5	Whether any shares held by promoters are pledge or otherwise encumbered?		No

\* If the Listed Entity selects the option 'No' for the questions above, the column for the partly paid up shares, Outstanding Convertible Securities/Warrants, depository receipts, locked-in shares, No of shares pledged or otherwise encumbered by promoters, as applicable, shall not be displayed at the time of dissemination on the Stock Exchange website. Also wherever there is 'No' declared by Listed Entity in above table the values will be considered as 'Zero' by default on submission of the format of holding of specified securities.

5. The tabular format for disclosure of holding of specified securities is as follows:-



CENTURY PLYBOARDS (INDIA) LIMITED

Table I - Summary Statement holding of specified securities as on 30/06/2019

Category (I)	Category of shareholder (II)	Nos. of shareholders (III)	No. of fully paid up equity shares held (IV)	No. of Partly paid-up equity shares held (V)	No. of shares underlying Depository Receipts (VI)	Total nos. shares held (VII)=(IV)+(V)+(VI)	Shareholding as a % of total no. of shares (calculated as per SCRR, 1957) (VIII) As a % of (A+B+C2)	Number of Voting Rights held in each class of securities (IX)				No of shares Underlying outstanding convertible securities (including Warrants) (X)	Shareholding as a % assuming full conversion of convertible securities (as a percentage of diluted share capital) (XI)=(VII)+(X) As a % of (A+B+C2)	Number of Locked in shares (XII)		Number of shares pledged or otherwise encumbered (XIII)		Number of equity shares held in dematerialized form (XIV)
								No of Voting Rights			Total as a % of (A+B+C)			No. (a)	As a % of total shares held (b)	No. (a)	As a % of total shares held (b)	
								Class eg:x	Class eg:y	Total								
(A)	Promoter & Promoter group	25	161624344	0	0	161624344	72.7471	161624344	0	161624344	72.7471	0	0	0.0000	0	0.0000	161624344	
(B)	Public	55464	60548646	0	0	60548646	27.2529	60548646	0	60548646	27.2529	0	0	0.0000	NA		60084141	
(C)	Non Promoter - Non Public														NA			
(C1)	Shares underlying DRs						NA								NA			
(C2)	Shares held by Employee Trusts														NA			
	Total	55489	222172990	0	0	222172990	100.0000	222172990	0	222172990	100.0000	0	0				221708485	




Table II - Statement Showing shareholding pattern of the Promoter and Promoter Group as on 30/06/2019

(1)	Category & Name of the Shareholders (I)	PAN (II)	Nos. of shareholders (III)	No. of fully paid up equity shares held (IV)	Partly paid-up equity shares held (V)	Nos. of shares underlying Depository Receipts (VI)	Total nos. shares held (VII)=(IV)+(V)+(VI)	Shareholding % calculated as per SCRR, 1957) As a % of (A+B+C2) (VIII)	Number of Voting Rights held in each class of securities (IX)			No of shares Underlying convertible securities (including Warrants) (X)	Shareholding as a % assuming full conversion of convertible securities (as a percentage of diluted share capital) (XI)=(VII)+(X) As a % of A+B+C2)	Number of Locked in shares (XII)		Number of shares pledged or otherwise encumbered (XIII)		Number of equity shares held in dematerialized form (XIV)
									No of Voting Rights					No. (a)	As a % of total shares held (b)	No. (a)	As a % of total shares held (b)	
									Class x	Class y	Total							
(a)	Individuals/Hindu undivided Family		19	122295264	0	0	122295264	55.0451	122295264	0	122295264	55.0451	0	0.0000	0	0.0000	122295264	
	SAJJAN BHAIJANKA	ACAPB0486F	1	25808627	0	0	25808627	11.6165	25808627	0	25808627	11.6165	0	0.0000	0	0.0000	25808627	
	SANJAY AGARWAL	ADDDA5363J	1	24830460	0	0	24830460	11.1762	24830460	0	24830460	11.1762	0	0.0000	0	0.0000	24830460	
	DIVYA AGARWAL	ADDDA5347G	1	16749750	0	0	16749750	7.5391	16749750	0	16749750	7.5391	0	0.0000	0	0.0000	16749750	
	SANTOSH BHAIJANKA	ACAPB0470B	1	15449500	0	0	15449500	6.9538	15449500	0	15449500	6.9538	0	0.0000	0	0.0000	15449500	
	VISHNU KHEMANI	AAEPK9875B	1	12747000	0	0	12747000	5.7374	12747000	0	12747000	5.7374	0	0.0000	0	0.0000	12747000	
	SUDHA KHEMANI	AAKPK5314K	1	6000000	0	0	6000000	2.7006	6000000	0	6000000	2.7006	0	0.0000	0	0.0000	6000000	
	PREM KUMAR BHAIJANKA	ACAPB4176A	1	4636997	0	0	4636997	2.0871	4636997	0	4636997	2.0871	0	0.0000	0	0.0000	4636997	
	YASH BHAIJANKA	AERPB1843B	1	3149132	0	0	3149132	1.4174	3149132	0	3149132	1.4174	0	0.0000	0	0.0000	3149132	
	BHAWNA AGARWAL	ACIPA3280E	1	3099690	0	0	3099690	1.3952	3099690	0	3099690	1.3952	0	0.0000	0	0.0000	3099690	
	HARI PRASAD AGARWAL	ADDBA7649D	1	2435760	0	0	2435760	1.0963	2435760	0	2435760	1.0963	0	0.0000	0	0.0000	2435760	
	SUMITRA DEVI AGARWAL	ACXPA6197K	1	1703650	0	0	1703650	0.7668	1703650	0	1703650	0.7668	0	0.0000	0	0.0000	1703650	
	HARI PRASAD AGARWAL AND OTHERS	AAAHH9755D	1	1608890	0	0	1608890	0.7242	1608890	0	1608890	0.7242	0	0.0000	0	0.0000	1608890	
	RAJESH KUMAR AGARWAL	ACQPA7715A	1	1602308	0	0	1602308	0.7212	1602308	0	1602308	0.7212	0	0.0000	0	0.0000	1602308	
	SONU KAJARIA	ADBPB8611J	1	628500	0	0	628500	0.2829	628500	0	628500	0.2829	0	0.0000	0	0.0000	628500	
	PAYAL AGRAWAL	ADBPB8610K	1	600000	0	0	600000	0.2701	600000	0	600000	0.2701	0	0.0000	0	0.0000	600000	
	SHRADDHA AGARWAL	AEYPA9535J	1	600000	0	0	600000	0.2701	600000	0	600000	0.2701	0	0.0000	0	0.0000	600000	
	KESHAV BHAIJANKA	ANHBP7251L	1	500000	0	0	500000	0.2250	500000	0	500000	0.2250	0	0.0000	0	0.0000	500000	
	NANCY CHOUDHARY	ALHPB5022B	1	950000	0	0	950000	0.0428	950000	0	950000	0.0428	0	0.0000	0	0.0000	950000	
	NIKITA BANSAL	AMNPA4774G	1	50000	0	0	50000	0.0225	50000	0	50000	0.0225	0	0.0000	0	0.0000	50000	
(b)	Central Government/State Government(s)																	
(c)	Financial Institutions/Banks																	
(d)	Any Other (specify)																	
	Bodies Corporate		6	39329080	0	0	39329080	17.7020	39329080	0	39329080	17.7020	0	0.0000	0	0.0000	39329080	
	SRIRAM VANIJYA PVT. LTD.	AAECS4027N	1	8502180	0	0	8502180	3.8268	8502180	0	8502180	3.8268	0	0.0000	0	0.0000	8502180	
	BRIDHAM MERCHANTS PVT. LTD.	AABCB0939K	1	7743990	0	0	7743990	3.4856	7743990	0	7743990	3.4856	0	0.0000	0	0.0000	7743990	
	SUMANGAL INTERNATIONAL PVT. LTD.	AADCS6896G	1	7666800	0	0	7666800	3.4508	7666800	0	7666800	3.4508	0	0.0000	0	0.0000	7666800	
	SUMANGAL BUSINESS PVT. LTD.	AAECS4489C	1	6831240	0	0	6831240	3.0747	6831240	0	6831240	3.0747	0	0.0000	0	0.0000	6831240	
	SRIRAM MERCHANTS PVT. LTD.	AAECS5033N	1	6739870	0	0	6739870	3.0336	6739870	0	6739870	3.0336	0	0.0000	0	0.0000	6739870	
	AUROVILLE INVESTMENTS PVT LTD	AACCA3690B	1	1845000	0	0	1845000	0.8304	1845000	0	1845000	0.8304	0	0.0000	0	0.0000	1845000	
	Sub Total		25	161624344	0	0	161624344	72.7471	161624344	0	161624344	72.7471	0	0.0000	0	0.0000	161624344	
(2)	Foreign																	
(a)	Individuals (Non-Resident Individuals/Foreign Individuals)																	
(b)	Government																	
(c)	Institutions																	
(d)	Foreign Portfolio Investor																	
(e)	Any Other (specify)																	





Table II - Statement Showing shareholding pattern of the Promoter and Promoter Group as on 30/06/2019


Category & Name of the Shareholders (I)	PAN (II)	Nos. of shareholders (III)	No. of fully paid up equity shares held (IV)	Partly paid-up equity shares held (V)	Nos. of shares underlying Depository Receipts (VI)	Total nos. shares held (VII)=(IV)+(V)+(VI)	Shareholding % calculated as per SCRR, 1957) As a % of (A+B+C2) (VIII)	Number of Voting Rights held in each class of securities (IX)			No of shares Underlying outstanding convertible securities (including Warrants) (X)	Shareholding as a % assuming full conversion of convertible securities (as a percentage of diluted share capital) (XI)=(VII)+(X) As a % of A+B+C2)	Number of Locked in shares (XII)		Number of shares pledged or otherwise encumbered (XIII)		Number of equity shares held in dematerialized form (XIV)	
								No of Voting Rights					As a % of Total Voting rights	No. (a)	As a % of total shares held (b)	No. (a)		As a % of total shares held (b)
								Class x	Class y	Total								
Sub Total		0	0	0	0	0	0.0000	0	0	0	0.0000	0	0.0000	0	0.0000	0		
Total Shareholding of Promoter and Promoter Group (A)=(AY1)+(AY2)		25	161624344	0	0	161624344	72.7471	161624344	0	161624344	72.7471	0	72.7471	0	0.0000	0	0.0000	161624344



CENTURY PLYBOARDS (INDIA) LIMITED

Table III - Statement Showing shareholding pattern of the Public shareholder as on 30/06/2019


(1)	Category & Name of the Shareholders (I)	PAN (II)	Nos. of shareholders (III)	No. of fully paid up equity shares held (IV)	Partly paid up equity shares held (V)	Nos. of shares underlying Depository Receipts (VI)	Total nos. shares held (VII)=(IV)+(V)+(VI)	Shareholding % calculated as per SCRR, 1957) As a % of (A+B+C2) (VIII)	Number of Voting Rights held in each class of securities (IX)			No of shares Underlying outstanding convertible securities (including Warrants) (X)	Shareholding as a % assuming full conversion of convertible securities (as a percentage of diluted share capital) (XI)=(VII)+(X) As a % of A+B+C2)	Number of Locked in shares (XII)		Number of shares pledged or otherwise encumbered (XIII)		Number of equity shares held in dematerialized form (XIV)	
									No of Voting Rights					No. (a)	As a % of total shares held (b)	No. (Not applicable) (a)	As a % of total shares held (Not applicable) (b)		
									Class x	Class y	Total								
(a)	Institutions																		
(a)	Mutual Funds / UTI		12	12673965	0	0	12673965	5.7045	12673965	0	12673965	5.7045	0	5.7045	0	0.0000	NA		12673965
	SUNDARAM MUTUAL FUND A/C SUNDARAM DIVERSIFIED EQUITY	AAATS2554B	21	3197252	0	0	3197252	1.4391	3197252	0	3197252	1.4391	0	1.4391	0	0.0000	NA		3197252
	ADITYA BIRLA SUN LIFE TRUSTEE PRIVATE LIMITED A/C ADITYA BIRLA SUN LIFE PURE VAL	AAATB0102C	6	3082305	0	0	3082305	1.3873	3082305	0	3082305	1.3873	0	1.3873	0	0.0000	NA		3082305
(b)	Venture Capital Funds																		
(c)	Alternate Investment Funds		5	2361913	0	0	2361913	1.0631	2361913	0	2361913	1.0631	0	1.0631	0	0.0000	NA		2361913
(d)	Foreign Venture Capital Investors																		
(e)	Foreign Portfolio Investors		58	17119803	0	0	17119803	7.7056	17119803	0	17119803	7.7056	0	7.7056	0	0.0000	NA		17119803
	GOVERNMENT PENSION FUND GLOBAL PICTET - INDIAN EQUITIES	AACCN1454E AAJCP1410H	1 1	4716949 2883676	0 0	0 0	4716949 2883676	2.1231 1.2979	4716949 2883676	0 0	4716949 2883676	2.1231 1.2979	0 0	2.1231 1.2979	0 0	0.0000 0.0000	NA NA		4716949 2883676
(f)	Financial Institutions / Banks		3	110712	0	0	110712	0.0498	110712	0	110712	0.0498	0	0.0498	0	0.0000	NA		110712
(g)	Insurance Companies																		
(h)	Provident Funds / Pension Funds																		
(i)	Any Other (specify)																		
	Foreign Institutional Investors		1	11431	0	0	11431	0.0051	11431	0	11431	0.0051	0	0.0051	0	0.0000	NA		11431
	Sub Total		79	32277824	0	0	32277824	14.5282	32277824	0	32277824	14.5282	0	14.5282	0	0.0000	NA		32277824
(2)	Central Government / State Government(s) / President of India																		
(3)	Non-Institutions																		
(a)	Individuals-																		
	i Individual shareholders holding nominal share capital upto Rs.2 lakhs		52832	16767190	0	0	16767190	7.5469	16767190	0	16767190	7.5469	0	7.5469	0	0.0000	NA		16313185
	ii Individual shareholders holding nominal share capital in excess of Rs.2 lakhs		1	515000	0	0	515000	0.2318	515000	0	515000	0.2318	0	0.2318	0	0.0000	NA		515000
(b)	NBFCs registered with RBI		9	11148	0	0	11148	0.0050	11148	0	11148	0.0050	0	0.0050	0	0.0000	NA		11148



## CENTURY PLYBOARDS (INDIA) LIMITED

Table III - Statement Showing shareholding pattern of the Public shareholder as on 30/06/2019


Category & Name of the Shareholders (I)	PAN (II)	Nos. of shareholders (III)	No. of fully paid up equity shares held (IV)	Partly paid up equity shares held (V)	Nos. of shares underlying Depository Receipts (VI)	Total nos. shares held (VII)=(IV)+(V)+(VI)	Shareholding % calculated as per SCRR, 1957 As a % of (A+B+C2) (VIII)	Number of Voting Rights held in each class of securities (IX)			No of shares Underlying outstanding convertible securities (including Warrants) (X)	Shareholding as a % assuming full conversion of convertible securities (as a percentage of diluted share capital) (XI)=(VII)+(X) As a % of A+B+C2)	Number of Locked in shares (XII)		Number of shares pledged or otherwise encumbered (XIII)		Number of equity shares held in dematerialized form (XIV)
								No of Voting Rights					No. (a)	As a % of total shares held (b)	No. (Not applicable) (a)	As a % of total shares held (Not applicable) (b)	
								Class x	Class y	Total							
(c) Employee Trusts																	
(d) Overseas Depositories (holding DRs) (balancing figure)																	
(e) Any Other (specify)																	
Investor Education and Protection Fund Authority		1	67963	0	0	67963	0.0306	67963	0	67963	0.0306	0	0.0306	0	0.0000	NA	67963
Bodies Corporate		615	9005302	0	0	9005302	4.0533	9005302	0	9005302	4.0533	0	4.0533	0	0.0000	NA	8994802
Clearing Member		171	207007	0	0	207007	0.0932	207007	0	207007	0.0932	0	0.0932	0	0.0000	NA	207007
Non Resident Individual		1745	1082193	0	0	1082193	0.4871	1082193	0	1082193	0.4871	0	0.4871	0	0.0000	NA	1082193
Domestic Corporate Unclaimed Shares Account		1	6250	0	0	6250	0.0028	6250	0	6250	0.0028	0	0.0028	0	0.0000	NA	6250
Trusts		8	606402	0	0	606402	0.2729	606402	0	606402	0.2729	0	0.2729	0	0.0000	NA	606402
Foreign National		2	2367	0	0	2367	0.0011	2367	0	2367	0.0011	0	0.0011	0	0.0000	NA	2367
Sub Total		55385	28270822	0	0	28270822	12.7247	28270822	0	28270822	12.7247	0	12.7247	0	0.0000	NA	27806317
Total Public Shareholding (B)=(B)(1)+(B)(2)+(B)(3)		55464	60548646	0	0	60548646	27.2529	60548646	0	60548646	27.2529	0	27.2529	0	0.0000	NA	60084141



CENTURY PLYBOARDS (INDIA) LIMITED

Table Iv - Statement Showing shareholding pattern of the Non Promoter - Non Public shareholder as on 30/06/2019

	Category & Name of the Shareholders (I)	PAN (II)	No of shareholders (III)	No. of fully paid up equity shares held (IV)	Partly paid-up equity shares held (V)	Nos. of shares underlying Depository Receipts (VI)	Total nos. shares held (VII)=(IV)+(V)+(VI)	Shareholding % calculated as per SCRR, 1957) As a % of (A+B+C2) (VIII)	Number of Voting Rights held in each class of securities (IX)			No of shares Underlying outstanding convertible securities (including Warrants) (X)	Total Shareholding as a % assuming full conversion of convertible securities (as a percentage of diluted share capital) (XI)=(VII)+(X) As a % of A+B+C2)	Number of Locked in shares (XII)		Number of shares pledged or otherwise encumbered (XIII)		Number of equity shares held in dematerialized form (XIV)	
									No of Voting Rights					No. (Not applicable) (a)	As a % of total shares held (b)	No. (Not applicable) (a)	As a % of total shares held (b)		
									Class x	Class y	Total								
(1)	Custodian / DR Holder																		
(2)	Employee Benefit Trust (under SEBI (Share based Employee Benefit) Regulations, 2014)																		
	<b>Total Non Promoter - Non Public Shareholding (C)=(C)(1)+(C)(2)</b>		0	0	0	0	0	0.0000	0	0	0	0.0000	0	0.0000	0	0.0000	NA	NA	0



CENTURY PLYBOARDS (INDIA) LIMITED									
Annexure									
Table V - Statement showing details of significant beneficial owners as on 30/06/2019									
Details of the significant beneficial owner				Details of the registered owner			Particulars of the shares in which significant beneficial interest is held by the beneficial owner		
(I)				(II)			(III)		(IV)
Sr No	Name	PAN	Nationality	Name	PAN	Nationality	No of shares	Shareholding as a % of total no. of shares (calculated as per SCRR, 1957) As a % of (A+B+C2)	Date of creation / acquisition of significant beneficial interest
1				SAJJAN BHAJANKA	ACAPB0486F		25808627	11.6165	
2				SANJAY AGARWAL	ADDPA5363J		24830460	11.1762	
	Total						50639087	22.7926	

