

**Format of holding of specified securities**

1. Name of Listed Entity: CENTURY PLYBOARDS (INDIA) LIMITED (CIN:L20101WB1982PLC034435)
2. Scrip Code 532548 Name of Scrip CENTURYPLY,CENTURYPLY Class of Security Equity
3. Share Holding Pattern Filed under : Reg. 31(1)(a)/Reg. 31(1)(b)/Reg. 31(1)(c)
  - a. If under 31 (1)(b) then indicate the report for Quarter ending: 30/06/2018
  - b. If under 31(1)(c) then indicate date of allotment/extinguishment

4. **Declaration** : The Listed entity is required to submit the following declaration to the extent of submission of information:-

	Particulars	Yes*	No*
1	Whether the Listed Entity has issued any partly paid up shares?		No
2	Whether the Listed Entity has issued any Convertible Securities or Warrants?		No
3	Whether the Listed Entity has any shares against which depository receipts are issued?		No
4	Whether the Listed Entity has any shares in Locked-in?		No
5	Whether any shares held by promoters are pledge or otherwise encumbered?		No

\* If the Listed Entity selects the option 'No' for the questions above, the column for the partly paid up shares, Outstanding Convertible Securities/Warrants, depository receipts, locked-in shares, No of shares pledged or otherwise encumbered by promoters, as applicable, shall not be displayed at the time of dissemination on the Stock Exchange website. Also wherever there is 'No' declared by Listed Entity in above table the values will be considered as 'Zero' by default on submission of the format of holding of specified securities.

5. The tabular format for disclosure of holding of specified securities is as follows:-



Table I - Summary Statement holding of specified securities as on 30/06/2018

Category (I)	Category of shareholder (II)	Nos. of shareholders (III)	No. of fully paid up equity shares held (IV)	No. of Partly paid-up equity shares held (V)	No. of shares underlying Depository Receipts (VI)	Total nos. shares held (VII)=(IV)+(V)+(VI)	Shareholding as a % of total no. of shares (calculated as per SCRR, 1957) (VIII) As a % of (A+B+C2)	Number of Voting Rights held in each class of securities (IX)				No of shares Underlying outstanding convertible securities (including Warrants) (X)	Shareholding as a % assuming full conversion of convertible securities (as a percentage of diluted share capital) (XI)=(VII)+(X) As a % of (A+B+C2)	Number of Locked in shares (XII)		Number of shares pledged or otherwise encumbered (XIII)		Number of equity shares held in dematerialized form (XIV)
								No of Voting Rights			Total as a % of (A+B+C)			No. (a)	As a % of total shares held (b)	No. (a)	As a % of total shares held (b)	
								Class eg:x	Class eg:y	Total								
(A)	Promoter & Promoter group	25	160554929	0	0	160554929	72.2657	160554929	0	160554929	72.2657	0	72.2657	0	0.0000	0	0.0000	160554929
(B)	Public	47773	61618061	0	0	61618061	27.7343	61618061	0	61618061	27.7343	0	27.7343	0	0.0000	NA	NA	61076924
(C)	Non Promoter - Non Public															NA	NA	
(C1)	Shares underlying DRs						NA									NA	NA	
(C2)	Shares held by Employee Trusts																	
	Total	47798	222172990	0	0	222172990	100.0000	222172990	0	222172990	100.0000	0	100.0000	0				221631853





Table II - Statement Showing shareholding pattern of the Promoter and Promoter Group as on 30/06/2018

	Category & Name of the Shareholders (I)	PAN (II)	Nos. of shareholders (III)	No. of fully paid up equity shares held (IV)	Partly paid-up equity shares held (V)	Nos. of shares Depository Receipts (VI)	Total nos. shares held (VII)=(IV)+(V)+(VI)	Shareholding % calculated as per SCRR, 1957) As a % of (A+B+C2) (VIII)	Number of Voting Rights held in each class of securities (IX)			No of shares underlying outstanding convertible securities (including Warrants) (X)	Shareholding as a % assuming full conversion of convertible securities (as a percentage of diluted share capital) (XI)=(VII)+(X) As a % of A+B+C2)	Number of Locked in shares (XII)		Number of shares pledged or otherwise encumbered (XIII)		Number of equity shares held in dematerialized form (XIV)	
									No of Voting Rights					No. (a)	As a % of total shares held (b)	No. (a)	As a % of total shares held (b)		
									Class x	Class y	Total								
(1)	Indian																		
(a)	Individuals/Hindu undivided Family		19	121225849	0	0	121225849	54.5637	121225849	0	121225849	54.5637	0	54.5637	0	0.0000	0	0.0000	121225849
	SAJJAN BHAJANKA	ACAPB0486F	1	25234402	0	0	25234402	11.3580	25234402	0	25234402	11.3580	0	11.3580	0	0.0000	0	0.0000	25234402
	SANJAY AGARWAL	ADDDPA5363J	1	24350765	0	0	24350765	10.9603	24350765	0	24350765	10.9603	0	10.9603	0	0.0000	0	0.0000	24350765
	DIVYA AGARWAL	ADDDPA5347G	1	16749750	0	0	16749750	7.5391	16749750	0	16749750	7.5391	0	7.5391	0	0.0000	0	0.0000	16749750
	SANTOSH BHAJANKA	ACAPB0470B	1	15449500	0	0	15449500	6.9538	15449500	0	15449500	6.9538	0	6.9538	0	0.0000	0	0.0000	15449500
	VISHNU KHEMANI	AAEPK9875B	1	12745505	0	0	12745505	5.7367	12745505	0	12745505	5.7367	0	5.7367	0	0.0000	0	0.0000	12745505
	SUDHA KHEMANI	AAKPK5314K	1	5986000	0	0	5986000	2.6943	5986000	0	5986000	2.6943	0	2.6943	0	0.0000	0	0.0000	5986000
	PREM KUMAR BHAJANKA	ACAPB4176A	1	4636997	0	0	4636997	2.0871	4636997	0	4636997	2.0871	0	2.0871	0	0.0000	0	0.0000	4636997
	YASH BHAJANKA	AERPB1843B	1	3149132	0	0	3149132	1.4174	3149132	0	3149132	1.4174	0	1.4174	0	0.0000	0	0.0000	3149132
	BHAWNA AGARWAL	ACIPA3280E	1	3099690	0	0	3099690	1.3952	3099690	0	3099690	1.3952	0	1.3952	0	0.0000	0	0.0000	3099690
	HARI PRASAD AGARWAL	ADBPA7649D	1	2435760	0	0	2435760	1.0963	2435760	0	2435760	1.0963	0	1.0963	0	0.0000	0	0.0000	2435760
	SUMITRA DEVI AGARWAL	ACXPA6197K	1	1703650	0	0	1703650	0.7668	1703650	0	1703650	0.7668	0	0.7668	0	0.0000	0	0.0000	1703650
	HARI PRASAD AGARWAL	AAAH9755D	1	1608890	0	0	1608890	0.7242	1608890	0	1608890	0.7242	0	0.7242	0	0.0000	0	0.0000	1608890
	RAJESH KUMAR AGARWAL	ACQPA7715A	1	1602308	0	0	1602308	0.7212	1602308	0	1602308	0.7212	0	0.7212	0	0.0000	0	0.0000	1602308
	SONU KAJARIA	ADBPB8611J	1	628500	0	0	628500	0.2829	628500	0	628500	0.2829	0	0.2829	0	0.0000	0	0.0000	628500
	SHRADDHA AGARWAL	AEYPA9535J	1	600000	0	0	600000	0.2701	600000	0	600000	0.2701	0	0.2701	0	0.0000	0	0.0000	600000
	PAYAL AGRAWAL	ADBPB8610K	1	600000	0	0	600000	0.2701	600000	0	600000	0.2701	0	0.2701	0	0.0000	0	0.0000	600000
	KESHAV BHAJANKA	ANHPB7251L	1	500000	0	0	500000	0.2250	500000	0	500000	0.2250	0	0.2250	0	0.0000	0	0.0000	500000
	NANCY CHOUDHARY	ALHPB5022B	1	95000	0	0	95000	0.0428	95000	0	95000	0.0428	0	0.0428	0	0.0000	0	0.0000	95000
	NIKITA BANSAL	AMNPA4774G	1	50000	0	0	50000	0.0225	50000	0	50000	0.0225	0	0.0225	0	0.0000	0	0.0000	50000
	Central Government/State Government(s)																		
(b)	Financial Institutions/Banks																		
(c)	Any Other (specify)																		
	Bodies Corporate		6	39329080	0	0	39329080	17.7020	39329080	0	39329080	17.7020	0	17.7020	0	0.0000	0	0.0000	39329080
	SRIRAM VANIJYA PVT. LTD.	AAECS4027N	1	8502180	0	0	8502180	3.8268	8502180	0	8502180	3.8268	0	3.8268	0	0.0000	0	0.0000	8502180
	BRIJDHAM MERCHANTS PVT. LTD.	AABCB0939K	1	7743990	0	0	7743990	3.4856	7743990	0	7743990	3.4856	0	3.4856	0	0.0000	0	0.0000	7743990
	SUMANGAL INTERNATIONAL PVT. LTD.	AADC6896G	1	7666800	0	0	7666800	3.4508	7666800	0	7666800	3.4508	0	3.4508	0	0.0000	0	0.0000	7666800
	SUMANGAL BUSINESS PVT. LTD.	AAECS4489C	1	6831240	0	0	6831240	3.0747	6831240	0	6831240	3.0747	0	3.0747	0	0.0000	0	0.0000	6831240
	SRIRAM MERCHANTS PVT. LTD.	AAECS5033N	1	6739870	0	0	6739870	3.0336	6739870	0	6739870	3.0336	0	3.0336	0	0.0000	0	0.0000	6739870
	AUROVILLE INVESTMENTS PVT LTD	AACCA3690B	1	1845000	0	0	1845000	0.8304	1845000	0	1845000	0.8304	0	0.8304	0	0.0000	0	0.0000	1845000
	Sub Total		25	160554929	0	0	160554929	72.2657	160554929	0	160554929	72.2657	0	72.2657	0	0.0000	0	0.0000	160554929
(2)	Foreign																		
(a)	Individuals (Non-Resident Individuals/Foreign Individuals)																		
(b)	Government																		
(c)	Institutions																		
(d)	Foreign Portfolio Investor																		
(e)	Any Other (specify)																		




Category & Name of the Shareholders (I)	PAN (II)	Nos. of shareholders (III)	No. of fully paid up equity shares held (IV)	Partly paid-up equity shares held (V)	Nos. of shares underlying Depository Receipts (VI)	Total nos. shares held (VII)=(IV)+(V)+(VI)	Shareholding % calculated as per SCRR, 1957) As a % of (A+B+C2) (VIII)	Number of Voting Rights held in each class of securities (IX)			Total as a % of Total Voting rights	No of shares Underlying outstanding convertible securities (including Warrants) (X)	Shareholding as a % assuming full conversion of convertible securities (as a percentage of diluted share capital) (XI)=(VII)+(X) As a % of A+B+C2)	Number of Locked in shares (XII)		Number of shares pledged or otherwise encumbered (XIII)		Number of equity shares held in dematerialized form (XIV)
								No of Voting Rights						No. (a)	As a % of total shares held (b)	No. (a)	As a % of total shares held (b)	
								Class x	Class y	Total								
Sub Total		0	0	0	0	0	0.0000	0	0	0	0.0000	0	0.0000	0	0.0000	0	0.0000	0
Total Shareholding of Promoter and Promoter Group (A)=(A)(1)+(A)(2)		25	160554929	0	0	160554929	72.2657	160554929	0	160554929	72.2657	0	72.2657	0	0.0000	0	0.0000	160554929



CENTURY PLYBOARDS (INDIA) LIMITED

Table III - Statement Showing shareholding pattern of the Public shareholder as on 30/06/2018

(1)	Category & Name of the Shareholders (I)	PAN (II)	Nos. of shareholders (III)	No. of fully paid up equity shares held (IV)	Partly paid-up equity shares held (V)	Nos. of shares underlying Depository Receipts (VI)	Total nos. shares held (VII)=(IV)+(V)+(VI)	Shareholding % calculated as per SCRR, 1957) As a % of (A+B+C2) (VIII)	Number of Voting Rights held in each class of securities (IX)			No of shares Underlying outstanding convertible securities (including Warrants) (X)	Shareholding as a % assuming full conversion of convertible securities (as a percentage of diluted share capital) (XI)=(VII)+(X) As a % of A+B+C2)	Number of Locked in shares (XII)		Number of shares pledged or otherwise encumbered (XIII)		Number of equity shares held in dematerialized form (XIV)
									No of Voting Rights					No. (Not applicable) (a)	As a % of total shares held (b)	No. (Not applicable) (a)	As a % of total shares held (Not applicable) (b)	
									Class x	Class y	Total							
(a)	Mutual Funds / UTI		10	10599968	0	0	10599968	4.7710	10599968	0	10599968	4.7710	0	4.7710	0	0.0000	NA	10599968
	ADITYA BIRLA SUN LIFE TRUSTEE PRIVATE LIMITED A/C ADITYA BIRLA SUN LIFE PURE VAL	AAATB0102C	6	3882787	0	0	3882787	1.7476	3882787	0	3882787	1.7476	0	1.7476	0	0.0000	NA	3882787
	SUNDARAM MUTUAL FUND A/C SUNDARAM DIVERSIFIED EQUITY	AAATS2554B	18	3202826	0	0	3202826	1.4416	3202826	0	3202826	1.4416	0	1.4416	0	0.0000	NA	3202826
(b)	Venture Capital Funds																	
(c)	Alternate Investment Funds		3	1196506	0	0	1196506	0.5385	1196506	0	1196506	0.5385	0	0.5385	0	0.0000	NA	1196506
(d)	Foreign Venture Capital Investors																	
(e)	Foreign Portfolio Investors		76	22799662	0	0	22799662	10.2621	22799662	0	22799662	10.2621	0	10.2621	0	0.0000	NA	22799662
	GOVERNMENT PENSION FUND GLOBAL	AACCN1454E	1	5376802	0	0	5376802	2.4201	5376802	0	5376802	2.4201	0	2.4201	0	0.0000	NA	5376802
	GOLDMAN SACHS INDIA LIMITED	AADCG0260C	1	3003351	0	0	3003351	1.3518	3003351	0	3003351	1.3518	0	1.3518	0	0.0000	NA	3003351
(f)	Financial Institutions / Banks		3	91454	0	0	91454	0.0412	91454	0	91454	0.0412	0	0.0412	0	0.0000	NA	91454
(g)	Insurance Companies																	
(h)	Provident Funds / Pension Funds																	
(i)	Any Other (specify)																	
	Foreign Institutional Investors		1	20783	0	0	20783	0.0094	20783	0	20783	0.0094	0	0.0094	0	0.0000	NA	20783
	Sub Total		93	34708373	0	0	34708373	15.6222	34708373	0	34708373	15.6222	0	15.6222	0	0.0000	NA	34708373
(2)	Central Government / State Government(s) / President of India																	
(3)	Non-Institutions																	
(a)	Individuals-																	
	i. Individual shareholders holding nominal share capital upto Rs.2 lakhs		45321	16418847	0	0	16418847	7.3901	16418847	0	16418847	7.3901	0	7.3901	0	0.0000	NA	15888210
	ii. Individual shareholders holding nominal share capital in excess of Rs.2 lakhs		2	852000	0	0	852000	0.3835	852000	0	852000	0.3835	0	0.3835	0	0.0000	NA	852000



	Category & Name of the Shareholders (I)	PAN (II)	No of shareholders (III)	No. of fully paid up equity shares held (IV)	Partly paid-up equity shares held (V)	Nos. of shares underlying Depository Receipts (VI)	Total nos. shares held (VII)=(IV) + (V)+(VI)	Shareholding % calculated as per SCRR, 1957) As a % of (A+B+C2) (VIII)	Number of Voting Rights held in each class of securities (IX)			Total as a % of Total Voting rights	No of shares Underlying convertible securities (including Warrants) (X)	Total Shareholding as a % assuming full conversion of convertible securities (as a percentage of diluted share capital) (XI)=(VII)+(X) As a % of A+B+C2)	Number of Locked in shares (XII)		Number of shares pledged or otherwise encumbered (XIII)		Number of equity shares held in dematerialized form (XIV)
									No of Voting Rights						No. (a)	As a % of total shares held (b)	No. (Not applicable) (a)	As a % of total shares held (Not applicable) (b)	
									Class x	Class y	Total								
(1)	Custodian / DR Holder																		
(2)	Employee Benefit Trust (under SEBI (Share based Employee Benefit) Regulations, 2014)																		
	Total Non Promoter - Non Public Shareholding (C)=(C)(1)+(C)(2)		0	0	0	0	0	0.0000	0	0	0	0.0000	0	0.0000	0	0.0000	NA	NA	0



### **Under Promoter's Holding:**

- Shri Vishnu Khemani acquired 495 Shares on 28.06.2018, which was not reflected in his Demat Account until 30.06.2018. His actual shareholding as on 30.06.2018 was 1,27,46,000 Shares.
- Shri Sudha Khemani acquired 14000 Shares on 28.06.2018, which was not reflected in her Demat Account until 30.06.2018. Her actual shareholding as on 30.06.2018 was 60,00,000 Shares.