



CENTURY PLYBOARDS (INDIA) LIMITED

Regd. Office : P - 15/1, Taratala Road, Kolkata - 700088

Phone: 033-39403950

Email: kolkata@centuryply.com; website: www.centuryply.com

CIN: L20101WB1982PLC034435

(₹ in Lacs)

Statement of Audited Standalone Financial Results for the Quarter/ Year ended 31st March, 2026

PARTICULARS	STANDALONE				
	Quarter Ended		Year Ended		
	31.03.2026 (Audited) (refer note 3)	31.12.2025 (Unaudited)	31.03.2025 (Audited) (refer note 3)	31.03.2026 (Audited)	31.03.2025 (Audited)
1 Income					
a. Revenue from Operations	1,27,738.84	1,14,656.44	1,04,899.18	4,64,596.56	4,06,790.97
b. Other Income	808.20	810.41	1,055.83	3,732.04	4,875.74
Total Income	1,28,547.04	1,15,466.85	1,05,955.01	4,68,328.60	4,11,666.71
2 Expenses					
a. Cost of materials consumed	54,101.15	54,890.85	46,049.86	2,02,912.59	1,88,957.88
b. Purchase of stock-in-trade	16,045.88	14,254.74	12,499.22	59,749.12	49,288.11
c. Changes in inventories of finished goods, stock-in-trade & work-in-progress	1,590.66	(5,576.07)	1,080.00	(2,391.30)	(5,987.07)
d. Employee benefits expense	19,150.68	17,805.58	15,521.15	70,987.69	59,860.08
e. Finance cost (refer note 4)	1,476.66	1,522.52	1,049.69	5,686.88	3,623.50
f. Depreciation and amortisation expense	3,398.29	3,407.86	2,336.88	12,524.74	8,828.34
g. Other expenses (refer note 4)	22,584.06	20,776.03	16,981.44	81,523.50	67,386.68
Total Expenses	1,18,347.38	1,07,081.51	95,518.24	4,30,993.22	3,71,957.52
3 Profit/(Loss) before Exceptional Item and Tax (1-2)	10,199.66	8,385.34	10,436.77	37,335.38	39,709.19
4 Exceptional items (refer note 6)	-	717.89	-	717.89	-
5 Profit/(Loss) before Tax after Exceptional Item (3-4)	10,199.66	7,667.45	10,436.77	36,617.49	39,709.19
6 Tax Expense					
a. Current Tax Expense	2,286.30	2,409.15	2,305.40	8,910.36	10,181.82
b. Tax expenses /(credit) for earlier years	-	(256.96)	649.71	(256.96)	649.71
c. Deferred Tax charge/(credit)	166.14	(362.04)	369.88	282.06	421.97
Total Tax Expense	2,452.44	1,790.15	3,324.99	8,935.46	11,253.50
7 Net Profit For The Period/Year (5-6)	7,747.22	5,877.30	7,111.78	27,682.03	28,455.69
8 Other Comprehensive Income/(Loss)					
(i) Items that will not be reclassified to profit or loss					
Remeasurement of the net defined benefit plans	418.02	(449.73)	19.62	(81.49)	(676.74)
Income tax relating to above	(105.21)	113.19	(4.94)	20.51	170.32
Total Other Comprehensive Income/(Loss)	312.81	(336.54)	14.68	(60.98)	(506.42)
9 Total Comprehensive Income/(Loss) (7+8)	8,060.03	5,540.76	7,126.46	27,621.05	27,949.27
10 Paid up Equity Share Capital (Face value of ₹ 1/- each)	2,225.27	2,225.27	2,225.27	2,225.27	2,225.27
11 Other Equity				2,66,944.56	2,41,545.24
12 Earnings Per Share (Face value of ₹ 1/- each)					
- Basic & Diluted	3.49*	2.65*	3.20*	12.46	12.81
*not annualised					



[Handwritten signature]



CENTURY PLYBOARDS (INDIA) LIMITED

Regd. Office : P - 15/1, Taratala Road, Kolkata - 700088

Phone: 033-39403950

Email: kolkata@centuryply.com; website: www.centuryply.com

CIN: L20101WB1982PLC034435

(₹ in Lacs)

Audited Standalone Segment-wise Revenue, Results, Balance Sheet for the Quarter/Year ended 31st March, 2026

PARTICULARS	STANDALONE				
	Quarter Ended			Year Ended	
	31.03.2026 (Audited) (refer note 3)	31.12.2025 (Unaudited)	31.03.2025 (Audited) (refer note 3)	31.03.2026 (Audited)	31.03.2025 (Audited)
1 Segment Revenue					
(a) Plywood and Allied Products	79,995.45	71,358.99	66,501.32	2,92,132.06	2,49,113.09
(b) Laminate and Allied Products	16,243.26	14,606.92	15,634.71	62,481.31	61,768.83
(c) Medium Density Fibre Board	21,930.12	19,735.57	17,438.42	80,483.85	74,767.17
(d) Particle Board	6,793.34	6,536.49	3,261.64	20,038.93	14,495.21
(e) Others	2,825.77	2,470.07	2,093.18	9,662.85	6,809.18
Total Segment Revenue	1,27,787.94	1,14,708.04	1,04,929.27	4,64,799.00	4,06,953.48
Less : Inter Segment Revenue	49.10	51.60	30.09	202.44	162.51
Revenue from Operations	1,27,738.84	1,14,656.44	1,04,899.18	4,64,596.56	4,06,790.97
2 Segment Results [Profit/(Loss) Before Tax]					
(a) Plywood and Allied Products	11,266.50	9,994.00	8,605.96	40,911.12	32,927.56
(b) Laminate and Allied Products	1,158.38	550.33	(22.14)	3,912.62	3,114.30
(c) Medium Density Fibre Board	1,531.92	1,001.14	2,134.51	5,935.86	8,363.15
(d) Particle Board	(612.68)	(1,050.30)	(33.85)	(3,217.30)	765.31
(e) Others	94.49	85.50	(70.96)	311.61	34.21
Total Segment Profit before Finance Cost, Tax and unallocable items	13,438.61	10,580.67	10,613.52	47,853.91	45,204.53
Less : Finance Cost	1,476.66	1,522.52	1,049.69	5,686.88	3,623.50
Other Unallocable Expenditure (net of Unallocable Income)	1,762.29	1,390.70	(872.94)	5,549.54	1,871.84
Total Profit Before Tax (after Exceptional items)	10,199.66	7,667.45	10,436.77	36,617.49	39,709.19
3a Segment Assets					
(a) Plywood and Allied Products	1,27,884.50	1,24,514.66	1,16,631.42	1,27,884.50	1,16,631.42
(b) Laminate and Allied Products	38,656.51	35,574.82	34,136.74	38,656.51	34,136.74
(c) Medium Density Fibre Board	67,271.40	68,624.96	68,869.04	67,271.40	68,869.04
(d) Particle Board	72,669.75	71,312.56	63,730.53	72,669.75	63,730.53
(e) Others	3,096.29	2,761.92	2,193.20	3,096.29	2,193.20
Total Segment Assets	3,09,578.45	3,02,788.92	2,85,560.93	3,09,578.45	2,85,560.93
Add: Unallocated Assets	1,06,245.35	95,271.14	81,012.59	1,06,245.35	81,012.59
Total Assets	4,15,823.80	3,98,060.06	3,66,573.52	4,15,823.80	3,66,573.52
3b Segment Liabilities					
(a) Plywood and Allied Products	32,461.53	26,104.87	24,017.54	32,461.53	24,017.54
(b) Laminate and Allied Products	12,636.70	10,331.01	10,972.15	12,636.70	10,972.15
(c) Medium Density Fibre Board	6,908.22	7,377.18	3,877.68	6,908.22	3,877.68
(d) Particle Board	2,650.16	2,940.78	4,757.73	2,650.16	4,757.73
(e) Others	2,104.38	1,318.58	767.66	2,104.38	767.66
Total Segment Liabilities	56,760.99	48,072.42	44,392.76	56,760.99	44,392.76
Add: Unallocated Liabilities	89,892.98	88,877.90	78,410.25	89,892.98	78,410.25
Total Liabilities	1,46,653.97	1,36,950.32	1,22,803.01	1,46,653.97	1,22,803.01





CENTURY PLYBOARDS (INDIA) LIMITED

Regd. Office : P - 15/1, Taratala Road, Kolkata - 700088

Phone: 033-39403950

Email: kolkata@centuryply.com; website: www.centuryply.com

CIN: L20101WB1982PLC034435

Audited Standalone Balance Sheet as at 31st March, 2026

(₹ in Lacs)

PARTICULARS		STANDALONE	
		As at 31.03.2026 (Audited)	As at 31.03.2025 (Audited)
(A) ASSETS			
	Non Current Assets		
a.	Property, Plant and Equipment (including right of use assets)	1,62,546.70	1,02,220.80
b.	Capital Work-in-Progress	6,342.63	56,568.19
c.	Intangible Assets	49.62	51.13
d.	Intangible Assets under development	850.81	-
e.	Investment in Subsidiaries	58,863.38	22,643.38
f.	Financial Assets		
i.	Investments in Others	557.98	279.47
ii.	Other Financial Assets	1,521.93	1,434.04
g.	Non Current Tax Assets (Net)	1,073.36	31.52
h.	Other Non-Current Assets	2,382.00	1,444.08
	Total Non Current Assets	2,34,188.41	1,84,672.61
	Current Assets		
i.	Inventories	80,780.75	77,297.17
j.	Financial Assets		
i.	Trade Receivables	51,895.50	43,732.78
ii.	Cash and cash equivalents	2,227.98	1,219.35
iii.	Bank Balances other than Cash and cash equivalents	149.52	143.49
iv.	Loans	35,706.47	47,435.98
v.	Other Financial Assets	4,734.18	6,839.73
k.	Current Tax Assets (Net)	-	326.81
l.	Other Current Assets	6,140.99	4,905.60
	Total Current Assets	1,81,635.39	1,81,900.91
	TOTAL ASSETS	4,15,823.80	3,66,573.52
(B) EQUITY AND LIABILITIES			
	EQUITY		
a.	Equity Share Capital	2,225.27	2,225.27
b.	Other Equity	2,66,944.56	2,41,545.24
	Total Equity	2,69,169.83	2,43,770.51
	LIABILITIES		
	Non Current Liabilities		
c.	Financial Liabilities		
i.	Borrowings	8,331.05	9,997.79
ii.	Lease Liabilities	1,033.15	351.90
d.	Provisions	827.48	919.45
e.	Deferred Tax Liabilities (Net)	4,516.48	4,254.93
	Total Non Current Liabilities	14,708.16	15,524.07
	Current Liabilities		
f.	Financial Liabilities		
i.	Borrowings	75,519.19	63,122.40
ii.	Lease Liabilities	428.28	172.56
iii.	Trade Payables		
	Total Outstanding Dues of Micro Enterprises and Small Enterprises	8,271.44	2,517.31
	Total Outstanding Dues of Creditor other than Micro Enterprises and Small Enterprises	28,173.23	24,370.70
iv.	Other Financial Liabilities	13,355.13	12,947.43
g.	Contract Liabilities	848.52	545.98
h.	Other Current Liabilities	3,306.45	1,920.97
i.	Provisions	2,043.57	1,629.61
j.	Current Tax Liabilities (Net)	-	51.98
	Total Current Liabilities	1,31,945.81	1,07,278.94
	Total Liabilities	1,46,653.97	1,22,803.01
	TOTAL EQUITY AND LIABILITIES	4,15,823.80	3,66,573.52




[Handwritten Signature]

Note : 1

Audited Standalone Statement of Cash Flow for the year ended 31st March, 2026		
PARTICULARS	(₹ in Lacs)	
	For the year ended 31st March, 2026 (Audited)	For the year ended 31st March, 2025 (Audited)
A CASH FLOW FROM OPERATING ACTIVITIES		
Profit before Tax	36,617.49	39,709.19
Adjustments for:		
Depreciation/Amortisation expenses	12,524.74	8,828.34
Finance Cost	5,686.88	3,623.50
Unspent/Unclaimed Balances Written Back	(20.36)	(69.19)
(Profit)/Loss on disposal of Property, Plant and Equipment	29.28	41.67
Interest Income from financial assets at amortised cost	(2,924.11)	(4,179.03)
Provision for Doubtful Debts /Allowances of impairment on financial assets	234.15	247.22
Unrealised Foreign Exchange Fluctuations Loss/(Gain) (Net)	1,950.79	547.98
Operating Profit before Working Capital changes	54,098.86	48,749.68
Adjustments for:		
(Increase)/Decrease in Trade Receivables	(8,345.73)	(4,331.03)
(Increase)/Decrease in Inventories	(3,483.58)	(17,395.06)
(Increase)/Decrease in Financial Assets	920.86	(1,444.76)
(Increase)/Decrease in Other Assets	(1,224.55)	(824.64)
Increase/(Decrease) in Long Term Provisions	(173.46)	(294.34)
Increase/(Decrease) in Short Term Provisions	413.96	384.07
Increase/(Decrease) in Financial Liabilities	1,440.09	843.05
Increase/(Decrease) in Other Liabilities	1,688.02	(1,160.77)
Increase/(Decrease) in Trade Payables	9,402.80	(781.23)
Cash Generated from Operations	54,737.27	23,744.97
Direct Taxes Paid (Net of Refunds)	(9,420.41)	(10,579.09)
Net Cash flow generated from Operating Activities	45,316.86	13,165.88
B CASH FLOW FROM INVESTING ACTIVITIES		
Purchase of Property, Plant and Equipment	(24,451.22)	(42,138.74)
Proceeds from Sale of Property, Plant and Equipment	180.86	160.31
Proceeds on maturity/(Investments) in Bank deposits	(37.49)	(349.91)
Payment towards investments in others	(278.51)	-
Payments towards investments in subsidiaries	(36,220.00)	(164.31)
Payment towards loans given to subsidiaries	(28,825.40)	(29,222.76)
Proceeds from loans received back from subsidiaries	40,620.04	24,667.91
Interest Received	4,013.88	2,513.34
Net Cash flow used in Investing Activities	(44,997.84)	(44,534.16)
C CASH FLOW FROM FINANCING ACTIVITIES		
Proceeds from Non-current Borrowings	-	9,997.79
Repayment of Non-current Borrowings	(1,666.74)	(4.77)
Proceeds from Current Borrowings (Net)	10,039.81	24,842.93
Principal payment of lease liabilities	(300.33)	(162.64)
Interest Paid (including Interest on Lease Liabilities)	(4,960.25)	(3,363.12)
Other Borrowing Cost Paid	(201.94)	(172.61)
Dividend paid	(2,221.73)	(2,221.73)
Net Cash flow from Financing Activities	688.82	28,915.85
Net Increase/(Decrease) in Cash and Cash Equivalents (A + B + C)	1,007.84	(2,452.43)
Cash & Cash Equivalents at the beginning of the Year	1,219.35	3,671.54
Effect of Exchange Fluctuation on Cash & Cash Equivalents	0.79	0.24
Cash & Cash Equivalents at the end of the Year	2,227.98	1,219.35

The above Cash Flow Statement has been prepared under the "Indirect Method" as set out in the Ind AS-7 on 'Statement of Cash Flow'.






CENTURY PLYBOARDS (INDIA) LIMITED

Regd. Office : P - 15/1, Taratala Road, Kolkata - 700088

Phone: 033-39403950

Email: kolkata@centuryply.com; website: www.centuryply.com


CIN: L20101WB1982PLC034435

- 2 The above audited standalone financial results have been reviewed by the Audit Committee and thereafter approved by the Board of Directors at their respective meetings held on 22nd May, 2026. The Statutory Auditors have expressed an unmodified audit opinion on these standalone financial results.
- 3 The figures for the quarter ended 31st March are the balancing figures between audited figures in respect of the full financial year ended 31st March and unaudited published year to date figures for the nine months upto 31st December, which were subjected to limited review as required under the Listing Regulations.
- 4 Other expenses include Rs. 1,074.65 Lacs for the quarter ended 31st March, 2026 & Rs. 1,960.90 Lacs for the year ended 31st March, 2026 and Finance cost include Rs. 167.11 Lacs for the quarter ended 31st March, 2026 & Rs. 753.58 Lacs for the year ended 31st March, 2026 on account of loss arisen from foreign exchange fluctuations and on re-instatement of foreign exchange assets and liabilities.
- 5 The Board has recommended a final dividend of ₹1.00 per share (100% per share of face value of ₹1 each) for the financial year ended 31st March, 2026. The dividend is subject to approval of the shareholders at the ensuing Annual General Meeting of the Company.
- 6 The Government of India implemented the New Labour Codes with effect from 21st November 2025 and subsequently issued supporting Rules and Frequently Asked Questions (FAQs) to facilitate assessment of the related financial impact. Based on the expected revised salary structure and actuarial valuation obtained, the Company had recognised an expense of Rs. 717.89 lakhs for the quarter ended 31st December 2025 and for the year ended 31st March 2026. This has been disclosed as an "Exceptional Items" in the financial results.
- 7 Previous period figures have been re-arranged /re-grouped wherever necessary to make them comparable with current period figures.

for Century Plyboards (India) Limited

Date: 22nd May, 2026
Place: Kolkata


Sanjay Agarwal
CEO & Managing Director
DIN:00246132



Independent Auditor's Report on the Quarterly and Year to Date Audited Standalone Financial Results of the Company Pursuant to the Regulation 33 of the SEBI (Listing Obligations and Disclosure Requirements) Regulations, 2015, as amended

To
The Board of Directors of
Century Plyboards (India) Limited

Report on the audit of the Standalone Financial Results**Opinion**

We have audited the accompanying statement of quarterly and year to date standalone financial results of Century Plyboards (India) Limited (the "Company") for the quarter ended March 31, 2026 and for the year ended March 31, 2026 ("Statement"), attached herewith, being submitted by the Company pursuant to the requirement of Regulation 33 of the SEBI (Listing Obligations and Disclosure Requirements) Regulations, 2015, as amended (the "Listing Regulations").

In our opinion and to the best of our information and according to the explanations given to us, the Statement:

- i. is presented in accordance with the requirements of the Listing Regulations in this regard; and
- ii. gives a true and fair view in conformity with the applicable accounting standards and other accounting principles generally accepted in India, of the net profit and other comprehensive income/ loss and other financial information of the Company for the quarter ended March 31, 2026, and for the year ended March 31, 2026.

Basis for Opinion

We conducted our audit in accordance with the Standards on Auditing (SAs) specified under section 143(10) of the Companies Act, 2013, as amended ("the Act"). Our responsibilities under those Standards are further described in the "Auditor's Responsibilities for the Audit of the Standalone Financial Results" section of our report. We are independent of the Company in accordance with the Code of Ethics issued by the Institute of Chartered Accountants of India together with the ethical requirements that are relevant to our audit of the financial statements under the provisions of the Act and the Rules thereunder, and we have fulfilled our other ethical responsibilities in accordance with these requirements and the Code of Ethics. We believe that the audit evidence obtained by us is sufficient and appropriate to provide a basis for our opinion.



Management's Responsibilities for the Standalone Financial Results

The Statement has been prepared on the basis of the standalone annual financial statements. The Board of Directors of the Company are responsible for the preparation and presentation of the Statement that gives a true and fair view of the net profit / loss and other comprehensive income / loss of the Company and other financial information in accordance with the applicable accounting standards prescribed under Section 133 of the Act read with relevant rules issued thereunder and other accounting principles generally accepted in India and in compliance with Regulation 33 of the Listing Regulations. This responsibility also includes maintenance of adequate accounting records in accordance with the provisions of the Act for safeguarding of the assets of the Company and for preventing and detecting frauds and other irregularities; selection and application of appropriate accounting policies; making judgments and estimates that are reasonable and prudent; and the design, implementation and maintenance of adequate internal financial controls, that were operating effectively for ensuring the accuracy and completeness of the accounting records, relevant to the preparation and presentation of the Statement that give a true and fair view and are free from material misstatement, whether due to fraud or error.

In preparing the Statement, the Board of Directors are responsible for assessing the Company's ability to continue as a going concern, disclosing, as applicable, matters related to going concern and using the going concern basis of accounting unless the Board of Directors either intends to liquidate the Company or to cease operations, or has no realistic alternative but to do so.

The Board of Directors are also responsible for overseeing the Company's financial reporting process.

Auditor's Responsibilities for the Audit of the Standalone Financial Results

Our objectives are to obtain reasonable assurance about whether the Statement as a whole is free from material misstatement, whether due to fraud or error, and to issue an auditor's report that includes our opinion. Reasonable assurance is a high level of assurance but is not a guarantee that an audit conducted in accordance with SAs will always detect a material misstatement when it exists. Misstatements can arise from fraud or error and are considered material if, individually or in the aggregate, they could reasonably be expected to influence the economic decisions of users taken on the basis of the Statement.



As part of an audit in accordance with SAs, we exercise professional judgment and maintain professional skepticism throughout the audit. We also:

- Identify and assess the risks of material misstatement of the Statement, whether due to fraud or error, design and perform audit procedures responsive to those risks, and obtain audit evidence that is sufficient and appropriate to provide a basis for our opinion. The risk of not detecting a material misstatement resulting from fraud is higher than for one resulting from error, as fraud may involve collusion, forgery, intentional omissions, misrepresentations, or the override of internal control.
- Obtain an understanding of internal control relevant to the audit in order to design audit procedures that are appropriate in the circumstances. Under Section 143(3)(i) of the Act, we are also responsible for expressing our opinion on whether the company has adequate internal financial controls with reference to financial statements in place and the operating effectiveness of such controls.
- Evaluate the appropriateness of accounting policies used and the reasonableness of accounting estimates and related disclosures made by the Board of Directors.
- Conclude on the appropriateness of the Board of Directors' use of the going concern basis of accounting and, based on the audit evidence obtained, whether a material uncertainty exists related to events or conditions that may cast significant doubt on the Company's ability to continue as a going concern. If we conclude that a material uncertainty exists, we are required to draw attention in our auditor's report to the related disclosures in the financial results or, if such disclosures are inadequate, to modify our opinion. Our conclusions are based on the audit evidence obtained up to the date of our auditor's report. However, future events or conditions may cause the Company to cease to continue as a going concern.
- Evaluate the overall presentation, structure and content of the Statement, including the disclosures, and whether the Statement represents the underlying transactions and events in a manner that achieves fair presentation.

We communicate with those charged with governance regarding, among other matters, the planned scope and timing of the audit and significant audit findings, including any significant deficiencies in internal control that we identify during our audit.

We also provide those charged with governance with a statement that we have complied with relevant ethical requirements regarding independence, and to communicate with them all relationships and other matters that may reasonably be thought to bear on our independence, and where applicable, related safeguards.



S.R. BATLIBOI & Co. LLP

Chartered Accountants


Other Matters

The Statement includes the results for the quarter ended March 31, 2026, being the balancing figure between the audited figures in respect of the full financial year ended March 31, 2026 and the published unaudited year-to-date figures up to the third quarter of the current financial year, which were subjected to a limited review by us, as required under the Listing Regulations.

For S.R. Batliboi & Co. LLP

Chartered Accountants

ICAI Firm Registration Number: 301003E/E300005



per Sanjay Kumar Agarwal

Partner

Membership No.: 060352

UDIN: 26060352FXJZBH6159

Place: Kolkata

Date: May 22, 2026

**CENTURYPLY®****CENTURY PLYBOARDS (INDIA) LIMITED**

Regd. Office : P - 15/1, Taratala Road, Kolkata - 700088

Phone: 033-39403950

Email: kolkata@centuryply.com; website: www.centuryply.com

CIN: L20101WB1982PLC034435

(₹ in Lacs)

Statement of Audited Consolidated Financial Results for the Quarter/ /Year ended 31st March, 2026

PARTICULARS	CONSOLIDATED				
	Quarter Ended			Year Ended	
	31.03.2026 (Audited) (refer note 3)	31.12.2025 (Unaudited)	31.03.2025 (Audited) (refer note 3)	31.03.2026 (Audited)	31.03.2025 (Audited)
1	Income				
a. Revenue from Operations	1,49,220.65	1,35,008.04	1,19,832.99	5,39,717.99	4,52,780.21
b. Other Income	474.30	170.33	201.51	1,023.90	1,027.95
Total Income	1,49,694.95	1,35,178.37	1,20,034.50	5,40,741.89	4,53,808.16
2	Expenses				
a. Cost of materials consumed	67,491.76	67,278.24	58,275.53	2,51,085.16	2,30,161.47
b. Purchases of stock-in-trade	6,070.64	8,542.35	6,494.62	31,659.47	27,438.90
c. Changes in inventories of finished goods, stock-in-trade & work-in-progress	3,599.48	(7,328.78)	(991.13)	(5,097.94)	(14,224.41)
d. Employee benefits expense	21,910.03	20,779.80	18,161.86	82,448.69	69,127.66
e. Finance cost (refer note 4)	2,896.31	3,125.10	1,895.92	11,348.83	6,902.77
f. Depreciation and amortisation expense	4,949.47	4,830.69	3,596.81	18,208.21	13,718.67
g. Other expenses (refer note 4)	32,411.26	28,712.66	24,435.08	1,14,582.95	91,621.40
Total Expenses	1,39,328.95	1,25,940.06	1,11,868.69	5,04,235.37	4,24,746.46
3	Profit before Exceptional Item and Tax (1-2)				
	10,366.00	9,238.31	8,165.81	36,506.52	29,061.70
4	Exceptional items (refer note 5 and 6)				
	7.23	761.18	-	768.41	1,333.45
5	Profit before Tax (3-4)				
	10,358.77	8,477.13	8,165.81	35,738.11	27,728.25
6	Tax Expense				
a. Current Tax Expense	2,484.43	2,605.17	2,282.87	9,614.10	10,484.68
b. Tax expenses /(credit) for earlier years	(17.64)	(264.37)	653.28	(282.01)	653.28
c. Deferred Tax charge/(credit)	(49.45)	(368.31)	(85.65)	(427.40)	(2,017.94)
Total Tax Expense	2,417.34	1,972.49	2,850.50	8,904.69	9,120.02
7	Net Profit for the Period/Year (5-6)				
	7,941.43	6,504.64	5,315.31	26,833.42	18,608.23
8	Other Comprehensive Income/(Loss)				
(a) Items that will not be reclassified to profit or loss					
Remeasurement of the net defined benefit plans	401.73	(446.05)	13.83	(77.45)	(680.72)
Income tax relating to above	(97.55)	111.96	(4.83)	23.32	170.42
(b) Items that will be reclassified to profit or loss					
Exchange difference in respect of non integral foreign operation	118.55	32.31	112.35	514.70	(195.58)
Total Other Comprehensive Income/(Loss)	422.73	(301.78)	121.35	460.57	(705.88)
9	Total Comprehensive Income (7+8)				
	8,364.16	6,202.86	5,436.66	27,293.99	17,902.35
10	Profit For The Period Attributable to:				
- Owners of Century Plyboards (India) Limited	7,807.56	6,386.82	5,247.32	26,269.54	18,531.99
- Non Controlling Interest	133.87	117.82	67.99	563.88	76.24
Other Comprehensive Income/(Loss) for the period attributable to:					
- Owners of Century Plyboards (India) Limited	397.48	(303.57)	115.13	429.99	(712.98)
- Non Controlling Interest	25.25	1.79	6.22	30.58	7.10
Total Comprehensive Income for the period attributable to:					
- Owners of Century Plyboards (India) Limited	8,205.04	6,083.25	5,362.45	26,699.53	17,819.01
- Non Controlling Interest	159.12	119.61	74.21	594.46	83.34
11	Paid up Equity Share Capital (Face value of ₹ 1/- each)				
	2,225.27	2,225.27	2,225.27	2,225.27	2,225.27
12	Other Equity				
				2,58,764.10	2,34,286.29
13	Earnings Per Share (Face value of ₹ 1/- each)				
- Basic & Diluted	3.51*	2.87*	2.36*	11.82	8.34

*not annualised



A2

**CENTURYPLY®****CENTURY PLYBOARDS (INDIA) LIMITED**

Regd. Office : P - 15/1, Taratala Road, Kolkata - 700088

Phone: 033-39403950

Email: kolkata@centuryply.com; website: www.centuryply.com

CIN: L20101WB1982PLC034435

(₹ in Lacs)

Audited Consolidated Segment-wise Revenue, Results, Balance Sheet for the Quarter/ Year ended 31st March, 2026

PARTICULARS	CONSOLIDATED				
	Quarter Ended			Year Ended	Year Ended
	31.03.2026 (Audited) (refer note 3)	31.12.2025 (Unaudited)	31.03.2025 (Audited) (refer note 3)	31.03.2026 (Audited)	31.03.2025 (Audited)
1 Segment Revenue					
(a) Plywood and Allied Products	79,109.75	71,019.25	67,072.88	2,91,522.04	2,52,185.16
(b) Laminate and Allied Products	19,840.48	18,298.57	17,042.86	74,344.06	65,293.69
(c) Medium Density Fibre Board	35,631.90	32,581.53	27,093.87	1,28,446.93	1,02,240.18
(d) Particle Board	6,793.34	6,536.48	3,261.64	20,038.93	14,495.21
(e) Container Freight Station Services	5,065.98	4,212.36	3,635.67	16,459.42	12,631.07
(f) Others	2,873.04	2,423.48	1,873.42	9,659.07	6,590.66
Total Segment Revenue	1,49,314.49	1,35,071.67	1,19,980.34	5,40,470.45	4,53,435.97
Less : Inter Segment Revenue	93.84	63.63	147.35	752.46	655.76
Revenue from Operations	1,49,220.65	1,35,008.04	1,19,832.99	5,39,717.99	4,52,780.21
2 Segment Results [Profit/(Loss) Before Tax]					
(a) Plywood and Allied Products	11,748.96	10,375.32	8,843.84	42,824.31	33,825.06
(b) Laminate and Allied Products	1,735.17	820.89	(488.02)	4,250.53	899.67
(c) Medium Density Fibre Board	2,278.36	2,283.87	1,532.19	10,393.33	4,512.41
(d) Particle Board	(612.68)	(1,050.30)	(33.85)	(3,217.30)	765.31
(e) Container Freight Station Services	166.57	524.81	330.59	1,243.95	1,673.37
(f) Others	339.19	435.52	(96.30)	1,201.65	(80.77)
Total Segment Profit before finance cost, Tax and unallocable items	15,655.57	13,390.11	10,088.45	56,696.47	41,595.05
Less : Finance Cost	2,896.31	3,125.10	1,895.92	11,348.83	6,902.77
Other Unallocable Expenditure (net of Unallocable Income)	2,400.49	1,787.88	26.72	9,609.53	6,964.03
Total Profit Before Tax (after Exceptional items)	10,358.77	8,477.13	8,165.81	35,738.11	27,728.25
3a Segment Assets					
(a) Plywood and Allied Products	1,36,698.75	1,34,474.18	1,25,672.32	1,36,698.75	1,25,672.32
(b) Laminate and Allied Products	65,741.59	63,065.31	59,161.59	65,741.59	59,161.59
(c) Medium Density Fibre Board	1,60,263.58	1,65,508.05	1,61,481.22	1,60,263.58	1,61,481.22
(d) Particle Board	72,669.75	71,312.56	63,730.53	72,669.75	63,730.53
(e) Container Freight Station Services	36,048.38	33,729.13	26,112.74	36,048.38	26,112.74
(f) Others	18,220.06	13,645.83	7,124.02	18,220.06	7,124.02
Total Segment Assets	4,89,642.11	4,81,735.06	4,43,282.42	4,89,642.11	4,43,282.42
Add: Unallocated Assets	20,711.16	19,306.81	16,001.00	20,711.16	16,001.00
Total Assets	5,10,353.27	5,01,041.87	4,59,283.42	5,10,353.27	4,59,283.42
3b Segment Liabilities					
(a) Plywood and Allied Products	31,193.67	26,702.12	24,533.60	31,193.67	24,533.60
(b) Laminate and Allied Products	15,851.22	14,324.48	14,426.85	15,851.22	14,426.85
(c) Medium Density Fibre Board	7,652.67	8,652.20	7,110.18	7,652.67	7,110.18
(d) Particle Board	2,650.16	2,940.78	4,757.73	2,650.16	4,757.73
(e) Container Freight Station Services	17,307.01	17,263.59	15,861.07	17,307.01	15,861.07
(f) Others	3,103.34	2,575.95	1,614.27	3,103.34	1,614.27
Total Segment Liabilities	77,758.07	72,459.12	68,303.70	77,758.07	68,303.70
Add: Unallocated Liabilities	1,69,591.15	1,73,934.07	1,53,047.94	1,69,591.15	1,53,047.94
Total Liabilities	2,47,349.22	2,46,393.19	2,21,351.64	2,47,349.22	2,21,351.64

*Handwritten signature*



CENTURY PLYBOARDS (INDIA) LIMITED

Regd. Office : P - 15/1, Taratala Road, Kolkata - 700088

Phone: 033-39403950


Email: kolkata@centuryply.com; website: www.centuryply.com

CIN: L20101WB1982PLC034435

Consolidated Balance Sheet as at 31st March, 2026

(₹ in Lacs)

Particulars	Consolidated	
	As at 31.03.2026 (Audited)	As at 31.03.2025 (Audited)
(A) ASSETS		
Non Current Assets		
a. Property, Plant and Equipment (including right of use assets)	2,79,483.46	2,03,436.49
b. Capital Work-in-Progress	17,958.26	72,986.67
c. Investment Properties	612.52	612.52
d. Goodwill	128.48	128.48
e. Other Intangible Assets	186.25	62.22
f. Intangible Assets under development	850.81	-
g. Financial Assets		
i. Investments	561.18	280.03
ii. Other Financial Assets	5,498.73	2,846.15
h. Non Current Tax Assets (Net)	1,076.21	31.52
i. Deferred Tax Assets (Net)	3,172.01	2,462.77
j. Other non-current assets	5,106.18	3,145.50
Total Non Current Assets	3,14,634.09	2,85,992.35
Current Assets		
k. Inventories	1,08,708.22	98,655.34
Financial Assets		
i. Trade Receivables	61,762.46	50,001.21
ii. Cash and cash equivalents	3,017.52	2,017.08
iii. Bank balances other than above	2,883.83	2,897.13
iv. Loans	813.50	726.82
v. Other Financial Assets	4,130.56	4,141.82
l. Current Tax Assets	286.25	445.18
m. Other current assets	14,116.84	14,406.49
Total Current Assets	1,95,719.18	1,73,291.07
TOTAL ASSETS	5,10,353.27	4,59,283.42
(B) EQUITY AND LIABILITIES		
EQUITY		
a. Equity Share Capital	2,225.27	2,225.27
b. Other Equity	2,58,764.10	2,34,286.29
Equity attributable to owner of the Company	2,60,989.37	2,36,511.56
c. Non Controlling Interests (NCI)	2,014.68	1,420.22
Total Equity	2,63,004.05	2,37,931.78
LIABILITIES		
Non Current Liabilities		
d. Financial Liabilities		
i. Borrowings	42,666.75	42,822.37
ii. Lease Liabilities	12,156.08	10,489.93
e. Other non-current liabilities	20.83	24.83
f. Deferred Tax Liabilities (Net)	4,516.48	4,254.93
g. Provisions	1,199.82	1,208.04
Total Non Current Liabilities	60,559.96	58,800.10
Current Liabilities		
h. Financial Liabilities		
i. Borrowings	1,20,339.72	1,04,549.67
ii. Lease Liabilities	1,325.09	768.14
iii. Trade Payables		
Total Outstanding Dues of Micro Enterprises and Small Enterprises	10,680.04	3,184.72
Total Outstanding Dues of Creditor other than Micro Enterprises and Small Enterprises	29,859.16	32,533.04
iv. Other Financial Liabilities	16,082.40	15,935.75
i. Contract Liabilities	1,816.16	1,011.86
j. Other Current Liabilities	4,352.79	2,829.28
k. Provisions	2,151.98	1,666.55
l. Current Tax Liabilities (Net)	181.92	72.53
Total Current Liabilities	1,86,789.26	1,62,551.54
Total Liabilities	2,47,349.22	2,21,351.64
TOTAL EQUITY AND LIABILITIES	5,10,353.27	4,59,283.42




Ag

Note : 1

Audited Consolidated Statement of Cash Flows for the Year ended 31st March'26		
PARTICULARS	(₹ in Lacs)	
	For the Year Ended 31st March'26 (Audited)	For the Year Ended 31st March'25 (Audited)
A CASH FLOW FROM OPERATING ACTIVITIES		
Net Profit before Tax	35,738.11	27,728.25
Adjustments for :		
Depreciation/Amortisation	18,208.21	13,718.67
Exceptional Items (refer note 3)	-	1,333.45
Finance Cost	11,348.83	6,902.77
(Profit)/Loss on disposal of Property, Plant and Equipment	29.28	57.85
Provision for Doubtful Debts /Allowances of impairment on financial assets	234.15	247.22
Unspent Liabilities Written Back	(20.36)	(101.29)
Unrealised Foreign Exchange Fluctuations Loss/Gain	4,086.65	1,096.13
Interest Income from financial assets at amortised cost	(722.95)	(466.63)
Operating Profit before Working Capital Changes	68,901.92	50,516.42
Adjustments for :		
(Increase)/Decrease in Trade Receivables	(11,968.87)	(8,852.52)
(Increase)/Decrease in Inventories	(10,052.89)	(34,095.59)
(Increase)/Decrease in Financial Assets	(899.98)	(3,879.32)
(Increase)/Decrease in Other Assets	634.13	(282.25)
Increase/(Decrease) in Long Term Provisions	(8.22)	78.27
Increase/(Decrease) in Short Term Provisions	407.98	52.36
Increase/(Decrease) in Financial Liabilities	1,885.29	1,107.40
Increase/(Decrease) in Other Liabilities	2,323.81	(610.23)
Increase/(Decrease) in Trade Payables	4,589.28	6,705.92
Cash Generated from Operations	55,812.45	10,740.46
Direct Taxes paid (Net of refund)	(10,108.46)	(11,013.74)
Net Cash generated from/(used in) Operating Activities	45,703.99	(273.28)
B CASH FLOW FROM INVESTING ACTIVITIES		
Purchase of Property, Plant and Equipment	(41,177.52)	(66,532.58)
Proceeds from Sale of Property, Plant and Equipment	223.20	182.24
Proceeds on maturity/(investments) in Bank deposits	(1,773.92)	(2,644.14)
Proceeds from sale of Net assets of Subsidiaries	-	766.06
(Purchase)/Sale of Investment-Others	(281.15)	-
Interest Received	519.16	421.00
Net Cash Flow (used) in Investing Activities	(42,490.23)	(67,807.42)
C CASH FLOW FROM FINANCING ACTIVITIES		
Proceeds from Non-current Borrowings	-	30,849.88
Repayment of Non-current Borrowings	(155.62)	-
Proceeds from Current Borrowings (Net)	10,494.38	44,445.54
Principle Payment of Lease Liabilities	(369.94)	(289.82)
Interest Paid (including Interest on Lease Liabilities)	(9,498.58)	(6,551.25)
Other Borrowing Cost Paid	(462.62)	(204.84)
Dividend Paid	(2,221.73)	(2,221.73)
Net Cash Flow from/(used in) Financing Activities	(2,214.11)	66,027.78
Net Increase/(Decrease) in Cash and Cash Equivalents (A + B + C)	999.65	(2,052.92)
Cash & Cash Equivalents at the beginning of the Year	2,017.08	4,069.76
Effect of Exchange Fluctuation on Cash & Cash Equivalents	0.79	0.24
Cash & Cash Equivalents at the end of the Year	3,017.52	2,017.08

The above Cash Flow Statement has been prepared under the "Indirect Method" as set out in the Ind AS-7 on 'Statement of Cash Flow'.



Handwritten signature



CENTURYPLY[®]
CENTURY PLYBOARDS (INDIA) LIMITED

Regd. Office : P - 15/1, Taratala Road, Kolkata - 700088

Phone: 033-39403950

Email: kolkata@centuryply.com; website: www.centuryply.com

CIN: L20101WB1982PLC034435

- 2 The above audited consolidated financial results have been reviewed by the Audit Committee and thereafter approved by the Board of Directors at their respective meetings held on 22nd May, 2026. The Statutory Auditors have expressed an unmodified audit opinion on these consolidated financial results.
- 3 The figures for the quarter ended 31st March are the balancing figures between audited figures in respect of the full financial year ended 31st March and unaudited published year to date figures for the nine months upto 31st December, which were subjected to limited review as required under the Listing Regulations.
- 4 Other expenses include Rs.2,166.98 Lacs for the quarter ended 31st March, 2026 & Rs.4,105.80 Lacs for the year ended 31st March, 2026 and Finance cost include Rs.252.03 Lacs for the quarter ended 31st March, 2026 & Rs.1,622.00 Lacs for the year ended 31st March, 2026 on account of loss arisen from foreign exchange fluctuations and on re-instatement of foreign exchange assets and liabilities.
- 5 During the period ended 31st December, 2024, Shares of one subsidiary- Century Ply (Singapore) Pte Ltd were sold and transferred and Non-Controlling interest portion amounting to ₹ 1,333.45 Lacs as on the date of disposal after adjusting the fair value of consideration received was recognized as loss attributable to the Company (Parent) and shown as Exceptional Item.
- 6 The Government of India implemented the New Labour Codes with effect from 21st November 2025 and subsequently issued supporting Rules and Frequently Asked Questions (FAQs) to facilitate assessment of the related financial impact. Based on the expected revised salary structure and actuarial valuation obtained, the Group had recognised an expense of Rs. 768.41 lakhs for the year ended 31st March 2026. This has been disclosed as an "Exceptional Items" in the financial results.
- 7 The Board of the Holding Company has recommended a final dividend of ₹1.00 per share (100% per share of face value of ₹1 each) for the financial year ended 31st March, 2026. The dividend is subject to approval of the shareholders at the ensuing Annual General Meeting of the Company.
- 8 Previous period figures have been re-arranged /re-grouped wherever necessary to make them comparable with current period figures.

for Century Plyboards (India) Limited

Date: 22nd May, 2026
Place: Kolkata


Sanjay Agarwal
CEO & Managing Director
DIN:00246132



Independent Auditor's Report on the Quarterly and Year to Date Consolidated Financial Results of the Company Pursuant to the Regulation 33 of the SEBI (Listing Obligations and Disclosure Requirements) Regulations, 2015, as amended

To
The Board of Directors of
Century Plyboards (India) Limited

Report on the audit of the Consolidated Financial Results**Opinion**

We have audited the accompanying statement of quarterly and year to date consolidated financial results of Century Plyboards (India) Limited ("Holding Company") and its subsidiaries (the Holding Company and its subsidiaries together referred to as "the Group"), for the quarter ended March 31, 2026 and for the year ended March 31, 2026 ("Statement"), attached herewith, being submitted by the Holding Company pursuant to the requirement of Regulation 33 of the SEBI (Listing Obligations and Disclosure Requirements) Regulations, 2015, as amended ("Listing Regulations").

In our opinion and to the best of our information and according to the explanations given to us and based on the consideration of the reports of the other auditors on separate audited financial statements/ financial results/financial information of the subsidiaries, the Statement:

- i. includes the results of the following entities as mentioned in Annexure - 1;
- ii. are presented in accordance with the requirements of the Listing Regulations in this regard; and
- iii. gives a true and fair view in conformity with the applicable accounting standards, and other accounting principles generally accepted in India, of the consolidated net profit and other comprehensive income and other financial information of the Group for the quarter ended March 31, 2026 and for the year ended March 31, 2026.

Basis for Opinion

We conducted our audit in accordance with the Standards on Auditing (SAs), as specified under Section 143(10) of the Companies Act, 2013, as amended ("the Act"). Our responsibilities under those Standards are further described in the "Auditor's Responsibilities for the Audit of the Consolidated Financial Results" section of our report. We are independent of the Group in accordance with the 'Code of Ethics' issued by the Institute of Chartered Accountants of India together with the ethical requirements that are relevant to our audit of the financial statements under the provisions of the Act and the Rules thereunder, and we have fulfilled our other ethical responsibilities in accordance with these requirements and the Code of Ethics. We believe that the audit evidence obtained by us and other auditors in terms of their reports referred to in "Other Matter" paragraph below, is sufficient and appropriate to provide a basis for our opinion.



Management's Responsibilities for the Consolidated Financial Results

The Statement has been prepared on the basis of the consolidated annual financial statements. The Holding Company's Board of Directors are responsible for the preparation and presentation of the Statement that give a true and fair view of the net profit/ loss and other comprehensive income/loss and other financial information of the Group in accordance with the applicable accounting standards prescribed under section 133 of the Act read with relevant rules issued thereunder and other accounting principles generally accepted in India and in compliance with Regulation 33 of the Listing Regulations. The respective Board of Directors of the companies included in the Group are responsible for maintenance of adequate accounting records in accordance with the provisions of the Act for safeguarding of the assets of their respective companies and for preventing and detecting frauds and other irregularities; selection and application of appropriate accounting policies; making judgments and estimates that are reasonable and prudent; and the design, implementation and maintenance of adequate internal financial controls, that were operating effectively for ensuring the accuracy and completeness of the accounting records, relevant to the preparation and presentation of the Statement that give a true and fair view and are free from material misstatement, whether due to fraud or error, which have been used for the purpose of preparation of the Statement by the Directors of the Holding Company, as aforesaid.

In preparing the Statement, the respective Board of Directors of the companies included in the Group are responsible for assessing the ability of their respective companies to continue as a going concern, disclosing, as applicable, matters related to going concern and using the going concern basis of accounting unless management either intends to liquidate the Group or to cease operations, or has no realistic alternative but to do so.

The respective Board of Directors of the companies included in the Group are also responsible for overseeing the financial reporting process of their respective companies.

Auditor's Responsibilities for the Audit of the Consolidated Financial Results

Our objectives are to obtain reasonable assurance about whether the Statement as a whole is free from material misstatement, whether due to fraud or error, and to issue an auditor's report that includes our opinion. Reasonable assurance is a high level of assurance, but is not a guarantee that an audit conducted in accordance with SAs will always detect a material misstatement when it exists. Misstatements can arise from fraud or error and are considered material if, individually or in the aggregate, they could reasonably be expected to influence the economic decisions of users taken on the basis of the Statement.

As part of an audit in accordance with SAs, we exercise professional judgment and maintain professional skepticism throughout the audit. We also:

- Identify and assess the risks of material misstatement of the Statement, whether due to fraud or error, design and perform audit procedures responsive to those risks, and obtain audit evidence that is sufficient and appropriate to provide a basis for our opinion. The risk of not detecting a material misstatement resulting from fraud is higher than for one resulting from error, as fraud may involve collusion, forgery, intentional omissions, misrepresentations, or the override of internal control.



- Obtain an understanding of internal control relevant to the audit in order to design audit procedures that are appropriate in the circumstances. Under Section 143(3)(i) of the Act, we are also responsible for expressing our opinion on whether the company has adequate internal financial controls with reference to financial statements in place and the operating effectiveness of such controls.
- Evaluate the appropriateness of accounting policies used and the reasonableness of accounting estimates and related disclosures made by the Board of Directors.
- Conclude on the appropriateness of the Board of Directors' use of the going concern basis of accounting and, based on the audit evidence obtained, whether a material uncertainty exists related to events or conditions that may cast significant doubt on the ability of the Group to continue as a going concern. If we conclude that a material uncertainty exists, we are required to draw attention in our auditor's report to the related disclosures in the Statement or, if such disclosures are inadequate, to modify our opinion. Our conclusions are based on the audit evidence obtained up to the date of our auditor's report. However, future events or conditions may cause the Group to cease to continue as a going concern.
- Evaluate the overall presentation, structure and content of the Statement, including the disclosures, and whether the Statement represent the underlying transactions and events in a manner that achieves fair presentation.
- Obtain sufficient appropriate audit evidence regarding the financial results/financial information of the entities within the Group of which we are the independent auditors, to express an opinion on the Statement. We are responsible for the direction, supervision and performance of the audit of the financial information of such entities included in the Statement of which we are the independent auditors. For the other entities included in the Statement, which have been audited by other auditors, such other auditors remain responsible for the direction, supervision and performance of the audits carried out by them. We remain solely responsible for our audit opinion.

We communicate with those charged with governance of the Holding Company and such other entities included in the Statement of which we are the independent auditors regarding, among other matters, the planned scope and timing of the audit and significant audit findings, including any significant deficiencies in internal control that we identify during our audit. We also provide those charged with governance with a statement that we have complied with relevant ethical requirements regarding independence, and to communicate with them all relationships and other matters that may reasonably be thought to bear on our independence, and where applicable, related safeguards.

We also performed procedures in accordance with the Master Circular issued by the Securities Exchange Board of India under Regulation 33 (8) of the Listing Regulations, to the extent applicable.



Other Matter

The accompanying Statement includes the audited financial results/statements and other financial information, in respect of:

- Thirteen (13) subsidiaries, including three step down subsidiaries whose financial results/statements include total assets of Rs 2,01,897.86 lakhs as at March 31, 2026, total revenues of Rs 32,924.65 Lakhs and Rs 1,10,397.81 Lakhs (before intercompany eliminations), total net profit/(loss) after tax of Rs. 54.93 lakhs and (Rs. 846.96) lakhs (before intercompany eliminations), total comprehensive income/ (loss) of Rs. 46.47 lakhs and (Rs. 839.96) lakhs (before intercompany eliminations), for the quarter and the year ended on that date respectively, and net cash outflows of Rs. 8.17 lakhs for the year ended March 31, 2026, as considered in the Statement which have been audited by their respective independent auditors.

The independent auditor's report on the financial statements/financial results/financial information of these entities have been furnished to us by the Management and our opinion on the Statement in so far as it relates to the amounts and disclosures included in respect of these subsidiaries is based solely on the reports of such auditors and the procedures performed by us as stated in paragraph above.

The Statement includes the results for the quarter ended March 31, 2026 being the balancing figures between the audited figures in respect of the full financial year ended March 31, 2026 and the published unaudited year-to-date figures up to the end of the third quarter of the current financial year, which were subjected to a limited review by us, as required under the Listing Regulations.

For S.R. Batliboi & Co. LLP

Chartered Accountants

ICAI Firm Registration Number: 301003E/E300005


per Sanjay Kumar Agarwal

Partner

Membership No.: 060352



UDIN: 26060352IOTJJJB1883


Place: Kolkata

Date: May 22, 2026

Annexure I**List of Subsidiaries**

Sl. No.	Name
1	Auro Sundram Ply & Door Private Limited
2	Century MDF Limited
3	Ara Suppliers Private Limited
4	Arham Sales Private Limited
5	Adonis Vyaper Private Limited
6	Apnapan Viniyog Private Limited
7	Century Infotech Limited
8	Century Infra Limited
9	Century Panels Limited
10	Century Ports Limited
11	Pacific Plywood Private Limited
12	Century Gabon SUARL
13	Asis Plywood Limited @
14	Century Adhesives & Chemicals Limited @
15	Century Panels B.V. (w.e.f. October 22, 2024) @
16	Century Furniture Fittings Limited (w.e.f. February 18, 2025)

@ Represents step-down subsidiaries



Century Plyboards (India) Limited

Century House,
P-15/1, Taratala Road, Kolkata - 700088
P: (033) - 3940 3950
kolkata@centuryply.com • www.centuryply.com
CIN: L20101WB1982PLCO34435



22nd May, 2026

BSE Ltd. Phiroze Jeejeebhoy Towers Dalal Street Mumbai- 400 001 Scrip Code: 532548	National Stock Exchange of India Ltd. Exchange Plaza, Bandra Kurla Complex, Bandra (E) Mumbai- 400 051 Scrip Name- Centuryply
---	--

Dear Sir/Madam,


Sub: Declaration in respect of Audit Report with unmodified opinion for the Financial Year ended 31st March, 2026

In terms of the provisions of Regulation 33(3)(d) of the SEBI (Listing Obligations and Disclosure Requirements) Regulations, 2015 and in compliance with SEBI Circular No CIR/CFD/CMD/56/2016 dated 27th May, 2016, we hereby declare that the Statutory Auditors of the Company, M/s. S.R. Batliboi & Co. LLP, Chartered Accountants (Firm's Registration No. 301003E/E300005) have issued Audit Report with unmodified opinion on the Audited Standalone and Consolidated Financial Results of the Company for the Financial Year ended 31st March, 2026.

This is for you information and record.

Thanking you,

Yours faithfully,
For Century Plyboards (India) Ltd.


Sanjay Agarwal
CEO & Managing Director

