

Format of holding of specified securities


1. Name of Listed Entity: CENTURY PLYBOARDS (INDIA) LIMITED (CIN:L20101WB1982PLC034435)
2. Scrip Code 532548 Name of Scrip CENTURYPLY,CENTURYPLY Class of Security Equity
3. Share Holding Pattern Filed under : Reg. 31(1)(a)/Reg. 31(1)(b)/Reg. 31(1)(c)
 - a. If under 31 (1)(b) then indicate the report for Quarter ending: 31/03/2017
 - b. If under 31(1)(c) then indicate date of allotment/extinguishment

4. **Declaration** : The Listed entity is required to submit the following declaration to the extent of submission of information:-


	Particulars	Yes*	No*
1	Whether the Listed Entity has issued any partly paid up shares?		No
2	Whether the Listed Entity has issued any Convertible Securities or Warrants?		No
3	Whether the Listed Entity has any shares against which depository receipts are issued?		No
4	Whether the Listed Entity has any shares in Locked-in?		No
5	Whether any shares held by promoters are pledge or otherwise encumbered?	Yes	

* If the Listed Entity selects the option 'No' for the questions above, the column for the partly paid up shares, Outstanding Convertible Securities/Warrants, depository receipts, locked-in shares, No of shares pledged or otherwise encumbered by promoters, as applicable, shall not be displayed at the time of dissemination on the Stock Exchange website. Also wherever there is 'No' declared by Listed Entity in above table the values will be considered as 'Zero' by default on submission of the format of holding of specified securities.

5. The tabular format for disclosure of holding of specified securities is as follows:-



Category (I)	Category of shareholder (II)	Nos. of shareholders (III)	No. of fully paid up equity shares held (IV)	No. of Partly paid-up equity shares held (V)	No. of shares underlying Depository Receipts (VI)	Total nos. shares held (VII)=(IV)+(V)+(VI)	Shareholding as a % of total no. of shares (calculated as per SCRR, 1957) (VIII) As a % of (A+B+C2)	Number of Voting Rights held in each class of securities (IX)				No of shares Underlying outstanding convertible securities (including Warrants) (X)	Shareholding as a % assuming full conversion of convertible securities (as a percentage of diluted share capital) (XI)=(VII)+(X) As a % of (A+B+C2)	Number of Locked in shares (XII)		Number of shares pledged or otherwise encumbered (XIII)		Number of equity shares held in dematerialized form (XIV)
								No of Voting Rights			Total as a % of (A+B+C)			No. (a)	As a % of total shares held (b)	No. (a)	As a % of total shares held (b)	
								Class eg:x	Class eg:y	Total								
(A)	Promoter & Promoter group	24	159956678	0	0	159956678	71.9965	159956678	0	159956678	71.9965	0	71.9965	0	0.0000	3000000	1.8755	159956678
(B)	Public	31652	62216312	0	0	62216312	28.0035	62216312	0	62216312	28.0035	0	28.0035	0	0.0000	NA		61546352
(C)	Non Promoter - Non Public															NA		
(C1)	Shares underlying DRs						NA									NA		
(C2)	Shares held by Employee Trusts															NA		
	Total	31676	222172990	0	0	222172990	100.0000	222172990	0	222172990	100.0000	0	100.0000	0				221503030



CENTURY PLYBOARDS (INDIA) LIMITED

Table II - Statement Showing shareholding pattern of the Promoter and Promoter Group as on 31/03/2017



(1)	Category & Name of the Shareholders (I)	PAN (II)	Nos. of shareholders (III)	No. of fully paid up equity shares held (IV)	Partly paid-up equity shares held (V)	Nos. of shares underlying Depository Receipts (VI)	Total nos. shares held (VII)=(IV)+(V)+(VI)	Shareholding % calculated as per SCRR, 1957) As a % of (A+B+C2) (VIII)	Number of Voting Rights held in each class of securities (IX)			No of shares Underlying outstanding convertible securities (including Warrants) (X)	Shareholding as a % assuming full conversion of convertible securities (as a percentage of diluted share capital) (XI)=(VII)+(X) As a % of A+B+C2)	Number of Locked in shares (XII)		Number of shares pledged or otherwise encumbered (XIII)		Number of equity shares held in dematerialized form (XIV)	
									No of Voting Rights					As a % of Total Voting rights	No. (a)	As a % of total shares held (b)	No. (a)		As a % of total shares held (b)
									Class x	Class y	Total								
(a)	Individuals/Hindu undivided Family		18	120627598	0	0	120627598	54.2944	120627598	0	120627598	54.2944	0	0.0000	3000000	2.4870	120627598		
	SAJJAN BHAJANKA	ACAPB0496F	1	25232954	0	0	25232954	11.3573	25232954	0	25232954	11.3573	0	0.0000	0	0.0000	25232954		
	SANJAY AGARWAL	ADDPAS363J	1	24200124	0	0	24200124	10.8925	24200124	0	24200124	10.8925	0	0.0000	0	0.0000	24200124		
	DIVYA AGARWAL	ADDPAS347G	1	16749750	0	0	16749750	7.5391	16749750	0	16749750	7.5391	0	0.0000	0	0.0000	16749750		
	SANTOSH BHAJANKA	ACAPB0470B	1	15649500	0	0	15649500	7.0438	15649500	0	15649500	7.0438	0	0.0000	0	0.0000	15649500		
	VISHNU KHEMANI	AAEPK9875B	1	12607857	0	0	12607857	5.6748	12607857	0	12607857	5.6748	0	0.0000	0	0.0000	12607857		
	SUDHA KHEMANI	AAKPK5314K	1	5985286	0	0	5985286	2.6940	5985286	0	5985286	2.6940	0	0.0000	0	0.0000	5985286		
	PREM KUMAR BHAJANKA	ACAPB4176A	1	4636997	0	0	4636997	2.0871	4636997	0	4636997	2.0871	0	0.0000	0	0.0000	4636997		
	YASH BHAJANKA	AERPBI843B	1	3149132	0	0	3149132	1.4174	3149132	0	3149132	1.4174	0	0.0000	3000000	64.6970	4636997		
	BHAWNA AGARWAL	ACIPA3280E	1	3087690	0	0	3087690	1.3898	3087690	0	3087690	1.3898	0	0.0000	0	0.0000	3087690		
	HARI PRASAD AGARWAL	ADBPA7649D	1	2435760	0	0	2435760	1.0963	2435760	0	2435760	1.0963	0	0.0000	0	0.0000	2435760		
	SUMITRA DEVI AGARWAL	ACXPA6197K	1	1676250	0	0	1676250	0.7545	1676250	0	1676250	0.7545	0	0.0000	0	0.0000	1676250		
	HARI PRASAD AGARWAL	AAAH9755D	1	1602990	0	0	1602990	0.7215	1602990	0	1602990	0.7215	0	0.0000	0	0.0000	1602990		
	RAJESH KUMAR AGARWAL	ACQPA7715A	1	1602308	0	0	1602308	0.7212	1602308	0	1602308	0.7212	0	0.0000	0	0.0000	1602308		
	SONU BHAJANKA	ADBPB8611J	1	611000	0	0	611000	0.2750	611000	0	611000	0.2750	0	0.0000	0	0.0000	611000		
	PAYAL AGRAWAL	ADBPB8610K	1	600000	0	0	600000	0.2701	600000	0	600000	0.2701	0	0.0000	0	0.0000	600000		
	SHRADDHA AGARWAL	AEYPA9535J	1	600000	0	0	600000	0.2701	600000	0	600000	0.2701	0	0.0000	0	0.0000	600000		
	NANCY BHAJANKA	ALHPB5022B	1	100000	0	0	100000	0.0450	100000	0	100000	0.0450	0	0.0000	0	0.0000	100000		
	KESHAV BHAJANKA	ANHPB7251L	1	100000	0	0	100000	0.0450	100000	0	100000	0.0450	0	0.0000	0	0.0000	100000		
(b)	Central Government/State Government(s)																		
(c)	Financial Institutions/Banks																		
(d)	Any Other (specify)																		
	Bodies Corporate		6	39329080	0	0	39329080	17.7020	39329080	0	39329080	17.7020	0	0.0000	0	0.0000	39329080		
	SRIRAM VANIYA PVT. LTD.	AAECS4027N	1	8502180	0	0	8502180	3.8268	8502180	0	8502180	3.8268	0	0.0000	0	0.0000	8502180		
	BRIJDHAM MERCHANTS PVT. LTD.	AABC80939K	1	7743990	0	0	7743990	3.4856	7743990	0	7743990	3.4856	0	0.0000	0	0.0000	7743990		
	SUMANGAL INTERNATIONAL PVT. LTD.	AADC86896G	1	7666800	0	0	7666800	3.4508	7666800	0	7666800	3.4508	0	0.0000	0	0.0000	7666800		
	SUMANGAL BUSINESS PVT. LTD.	AAECS4489C	1	6831240	0	0	6831240	3.0747	6831240	0	6831240	3.0747	0	0.0000	0	0.0000	6831240		
	SRIRAM MERCHANTS PVT. LTD.	AAECS5033N	1	6739870	0	0	6739870	3.0336	6739870	0	6739870	3.0336	0	0.0000	0	0.0000	6739870		
	AUROVILLE INVESTMENTS PVT LTD	AACCA3690B	1	1845000	0	0	1845000	0.8304	1845000	0	1845000	0.8304	0	0.0000	0	0.0000	1845000		
	Sub Total		24	159956678	0	0	159956678	71.9965	159956678	0	159956678	71.9965	0	0.0000	3000000	1.8755	159956678		
(2)	Foreign																		
(a)	Individuals (Non-Resident Individuals/Foreign Individuals)																		
(b)	Government																		
(c)	Institutions																		
(d)	Foreign Portfolio Investor																		
(e)	Any Other (specify)																		
	Sub Total		0	0	0	0	0	0.0000	0	0	0.0000	0	0.0000	0	0.0000	0	0.0000		



Category & Name of the Shareholders (I)	PAN (II)	Nos. of shareholders (III)	No. of fully paid up equity shares held (IV)	Partly paid-up equity shares held (V)	Nos. of shares underlying Depository Receipts (VI)	Total nos. shares held (VII)=(IV)+(V)+(VI)	Shareholding % calculated as per SCRR, 1957) As a % of (A+B+C2) (VIII)	Number of Voting Rights held in each class of securities (IX)			Total as a % of Total Voting rights (X)	No of shares Underlying outstanding convertible securities (including Warrants) (X)	Shareholding as a % assuming full conversion of convertible securities (as a percentage of diluted share capital) (XI)=(VII)+(X) As a % of A+B+C2)	Number of Locked in shares (XII)		Number of shares pledged or otherwise encumbered (XIII)		Number of equity shares held in dematerialized form (XIV)
								No of Voting Rights						No. (a)	As a % of total shares held (b)	No. (a)	As a % of total shares held (b)	
								Class x	Class y	Total								
Total Shareholding of Promoter and Promoter Group (A)=(A)(1)+(A)(2)		24	159956678	0	0	159956678	71.9965	159956678	0	159956678	71.9965	0	71.9965	0	0.0000	3000000	1.8755	159956678



(1)	Category & Name of the Shareholders (I)	PAN (II)	Nos. of shareholders (III)	No. of fully paid up equity shares held (IV)	Partly paid up equity shares held (V)	Nos. of shares underlying Depository Receipts (VI)	Total nos. shares held (VII)=(IV)+(V)+(VI)	Shareholding % calculated as per SCRR, 1957) As a % of (A+B+C2) (VIII)	Number of Voting Rights held in each class of securities (IX)			No of shares Underlying outstanding convertible securities (including Warrants) (X)	Shareholding as a % assuming full conversion of convertible securities (as a percentage of diluted share capital) (XI)=(VII)+(X) As a % of A+B+C2)	Number of Locked in		Number of shares pledged or otherwise encumbered		Number of equity shares held in dematerialized form (XIV)
									No of Voting Rights					As a % of total shares held (b)	No. (Not applicable) (a)	As a % of total shares held (Not applicable) (b)	Number of equity shares held in dematerialized form (XIV)	
									Class x	Class y	Total							
(a)	Mutual Funds / UTI		44	8873494	0	0	8873494	3.9940	8873494	0	8873494	3.9940	0	3.9940	0	0.0000	NA	8873494
	SUNDARAM MUTUAL FUND A/C SUNDARAM SELECT MICROCAP SERIES IX	AAATS2554B	12	3675309	0	0	3675309	1.6543	3675309	0	3675309	1.6543	0	1.6543	0	0.0000	NA	3675309
	HDFC SMALL CAP FUND	AAATH1809A	4	2405000	0	0	2405000	1.0825	2405000	0	2405000	1.0825	0	1.0825	0	0.0000	NA	2405000
(b)	Venture Capital Funds																	
(c)	Alternate Investment Funds																	
(d)	Foreign Venture Capital Investors																	
(e)	Foreign Portfolio Investors		69	25534679	0	0	25534679	11.4932	25534679	0	25534679	11.4932	0	11.4932	0	0.0000	NA	25534679
	GOVERNMENT PENSION FUND GLOBAL	AACCN1454E	1	5500000	0	0	5500000	2.4755	5500000	0	5500000	2.4755	0	2.4755	0	0.0000	NA	5500000
	GOLDMAN SACHS INDIA LIMITED	AADCG0260C	1	2850659	0	0	2850659	1.2831	2850659	0	2850659	1.2831	0	1.2831	0	0.0000	NA	2850659
	PARVEST EQUITY WORLD EMERGING	AACAP5177C	1	2511328	0	0	2511328	1.1303	2511328	0	2511328	1.1303	0	1.1303	0	0.0000	NA	2511328
(f)	Financial Institutions / Banks		3	30487	0	0	30487	0.0137	30487	0	30487	0.0137	0	0.0137	0	0.0000	NA	30487
(g)	Insurance Companies																	
(h)	Provident Funds / Pension Funds																	
(i)	Any Other (specify)																	
	Foreign Institutional Investors		6	2898270	0	0	2898270	1.3045	2898270	0	2898270	1.3045	0	1.3045	0	0.0000	NA	2898270
	Sub Total		122	37336930	0	0	37336930	16.8053	37336930	0	37336930	16.8053	0	16.8053	0	0.0000	NA	37336930
(2)	Central Government / State Government(s) / President of India																	
(3)	Non-Institutions																	
(a)	Individuals-																	
	i. Individual shareholders holding nominal share capital upto Rs.2 lakhs		30037	13877389	0	0	13877389	6.2462	13877389	0	13877389	6.2462	0	6.2462	0	0.0000	NA	13219429
	ii. Individual shareholders holding nominal share capital in excess of Rs.2 lakhs		2	511500	0	0	511500	0.2302	511500	0	511500	0.2302	0	0.2302	0	0.0000	NA	511500
(b)	NBFCs registered with RBI		5	25705	0	0	25705	0.0116	25705	0	25705	0.0116	0	0.0116	0	0.0000	NA	25705



CENTURY PLYBOARDS (INDIA) LIMITED

Table III - Statement Showing shareholding pattern of the Public shareholder as on 31/03/2017

Category & Name of the Shareholders (I)	PAN (II)	Nos. of shareholders (III)	No. of fully paid up equity shares held (IV)	Partly paid up equity shares held (V)	Nos. of shares underlying Depository Receipts (VI)	Total nos. shares held (VII)=(IV)+(V)+(VI)	Shareholding % calculated as per SCRR, 1957) As a % of (A+B+C2) (VIII)	Number of Voting Rights held in each class of securities (IX)			No of shares Underlying convertible securities (including Warrants) (X)	Shareholding as a % assuming full conversion of convertible securities (as a percentage of diluted share capital) (XI)=(VII)+(X) As a % of A+B+C2)	Number of Locked in shares (XII)		Number of shares pledged or otherwise encumbered (XIII)		Number of equity shares held in dematerialized form (XIV)	
								No of Voting Rights					Total as a % of Total Voting rights	No. (a)	As a % of total shares held (b)	No. (Not applicable) (a)		As a % of total shares held (Not applicable) (b)
								Class x	Class y	Total								
(c) Employee Trusts																		
(d) Overseas Depositories (holding DRs) (balancing figure)																		
(e) Any Other (specify)																		
Bodies Corporate		565	9155612	0	0	9155612	4.1209	9155612	0	9155612	4.1209	0	4.1209	0	0.0000	NA		9143612
Clearing Member		248	709978	0	0	709978	0.3196	709978	0	709978	0.3196	0	0.3196	0	0.0000	NA		709978
Non Resident Individual		667	581405	0	0	581405	0.2617	581405	0	581405	0.2617	0	0.2617	0	0.0000	NA		581405
Trusts		5	15315	0	0	15315	0.0069	15315	0	15315	0.0069	0	0.0069	0	0.0000	NA		15315
Foreign National		1	2478	0	0	2478	0.0011	2478	0	2478	0.0011	0	0.0011	0	0.0000	NA		2478
Sub Total		31530	24879382	0	0	24879382	11.1982	24879382	0	24879382	11.1982	0	11.1982	0	0.0000	NA		24209422
Total Public Shareholding (B)=(B)(1)+(B)(2)+(B)(3)		31652	62216312	0	0	62216312	28.0035	62216312	0	62216312	28.0035	0	28.0035	0	0.0000	NA		61546352



CENTURY PLYBOARDS (INDIA) LIMITED																		
Table IV - Statement Showing shareholding pattern of the Non Promoter - Non Public shareholder as on 31/03/2017																		
Category & Name of the Shareholders (I)	PAN (II)	No of shareholders (III)	No. of fully paid up equity shares held (IV)	Partly paid-up equity shares held (V)	Nos. of shares underlying Depository Receipts (VI)	Total nos. shares held (VII)=(IV) + (V)+(VI)	Shareholding % calculated as per SCRR, 1957) As a % of (A+B+C2) (VIII)	Number of Voting Rights held in each class of securities (IX)			No of shares Underlying outstanding convertible securities (including Warrants) (X)	Total Shareholding as a % assuming full conversion of convertible securities (as a percentage of diluted share capital) (XI)=(VII)+(X) As a % of A+B+C2)	Number of Locked in shares (XII)		Number of shares pledged or otherwise encumbered (XIII)		Number of equity shares held in dematerialized form (XIV)	
								No of Voting Rights					Total as a % of Total Voting rights	No. (a)	As a % of total shares held (b)	No. (a)		As a % of total shares held (b)
								Class x	Class y	Total								
(1) Custodian / DR Holder																		
(2) Employee Benefit Trust (under SEBI (Share based Employee Benefit) Regulations, 2014)																		
Total Non Promoter - Non Public Shareholding (C)=(C)(1)+(C)(2)			0	0	0	0	0.0000	0	0	0	0.0000	0	0.0000	0	0.0000	NA	NA	0

