

**Format of holding of specified securities**

1. Name of Listed Entity: CENTURY PLYBOARDS (INDIA) LIMITED (CIN:L20101WB1982PLC034435)

2. Scrip Code 532548 Name of Scrip CENTURYPLY, CENTURYPLY Class of Security Equity

3. Share Holding Pattern Filed under : Reg. 31(1)(a)/Reg. 31(1)(b)/Reg. 31(1)(c )

a. If under 31 (1)(b) then indicate the report for Quarter ending: 30/09/2017


b. If under 31(1)(c ) then indicate date of allotment/extinguishment

4. **Declaration** : The Listed entity is required to submit the following declaration to the extent of submission of information:-

	Particulars	Yes*	No*
1	Whether the Listed Entity has issued any partly paid up shares?		No
2	Whether the Listed Entity has issued any Convertible Securities or Warrants?		No
3	Whether the Listed Entity has any shares against which depository receipts are issued?		No
4	Whether the Listed Entity has any shares in Locked-in?		No
5	Whether any shares held by promoters are pledge or otherwise encumbered?		No

\* If the Listed Entity selects the option 'No' for the questions above, the column for the partly paid up shares, Outstanding Convertible Securities/Warrants, depository receipts, locked-in shares, No of shares pledged or otherwise encumbered by promoters, as applicable, shall not be displayed at the time of dissemination on the Stock Exchange website. Also wherever there is 'No' declared by Listed Entity in above table the values will be considered as 'Zero' by default on submission of the format of holding of specified securities.


5. The tabular format for disclosure of holding of specified securities is as follows:-



CENTURY PLYBOARDS (INDIA) LIMITED

Table I - Summary Statement holding of specified securities as on 30/09/2017


Category (I)	Category of shareholder (II)	Nos. of shareholders (III)	No. of fully paid up equity shares held (IV)	No. of Partly paid-up equity shares held (V)	No. of shares underlying Depository Receipts (VI)	Total nos. shares held (VII)=(IV)+(V)+(VI)	Shareholding as a % of total no. of shares (calculated as per SCRR, 1957) (VIII) As a % of (A+B+C2)	Number of Voting Rights held in each class of securities (IX)				No of shares Underlying outstanding convertible securities (including Warrants) (X)	Shareholding as a % assuming full conversion of convertible securities (as a percentage of diluted share capital) (XI)=(VII)+(X) As a % of (A+B+C2)	Number of Locked in shares (XII)		Number of shares pledged or otherwise encumbered (XIII)		Number of equity shares held in dematerialized form (XIV)
								No of Voting Rights			Total as a % of (A+B+C)			No. (a)	As a % of total shares held (b)	No. (a)	As a % of total shares held (b)	
								Class eg:x	Class eg:y	Total								
(A)	Promoter & Promoter group	25	159956678	0	0	159956678	71.9965	159956678	0	159956678	71.9965	0	0.0000	0	0.0000	159956678		
(B)	Public	37471	62216312	0	0	62216312	28.0035	62216312	0	62216312	28.0035	0	0.0000	NA		61585383		
(C)	Non Promoter - Non Public													NA				
(C1)	Shares underlying DRs						NA							NA				
(C2)	Shares held by Employee Trusts													NA				
	Total	37496	222172990	0	0	222172990	100.0000	222172990	0	222172990	100.0000	0				221542061		



(1)	Category & Name of the Shareholders (I)	PAN (II)	Nos. of shareholders (III)	No. of fully paid up equity shares held (IV)	Partly paid-up equity shares held (V)	Nos. of shares underlying Depository Receipts (VI)	Total nos. shares held (VII)=(IV)+(V)+(VI)	Shareholding % calculated as per SCRR, 1957) As a % of (A+B+C2) (VIII)	Number of Voting Rights held in each class of securities (IX)			Total as a % of Total Voting rights (X)	No of shares Underlying outstanding convertible securities (including Warrants) (X)	Shareholding as a % assuming full conversion of convertible securities (as a percentage of diluted share capital) (XI)=(VII)+(X) As a % of A+B+C2)	Number of Locked in shares (XII)		Number of shares pledged or otherwise encumbered (XIII)		Number of equity shares held in dematerialized form (XIV)
									Class x	Class y	Total				No. (a)	As a % of total shares held (b)	No. (a)	As a % of total shares held (b)	
(a)	Indian Individuals/Hindu undivided Family		19	120627598	0	0	120627598	54.2944	120627598	0	120627598	54.2944	0	54.2944	0	0.0000	0	0.0000	120627598
	SAJJAN BHAJANKA	ACAPB0486F	1	25032954	0	0	25032954	11.2673	25032954	0	25032954	11.2673	0	11.2673	0	0.0000	0	0.0000	25032954
	SANJAY AGARWAL	ADDDPA5363J	1	24150124	0	0	24150124	10.8700	24150124	0	24150124	10.8700	0	10.8700	0	0.0000	0	0.0000	24150124
	DIVYA AGARWAL	ADDDPA5347G	1	16749750	0	0	16749750	7.5391	16749750	0	16749750	7.5391	0	7.5391	0	0.0000	0	0.0000	16749750
	SANTOSH BHAJANKA	ACAPB0470B	1	15449500	0	0	15449500	6.9538	15449500	0	15449500	6.9538	0	6.9538	0	0.0000	0	0.0000	15449500
	VISHNU KHEMANI	AAEPK9875B	1	12607857	0	0	12607857	5.6748	12607857	0	12607857	5.6748	0	5.6748	0	0.0000	0	0.0000	12607857
	SUDHA KHEMANI	AAKPK5314K	1	5985286	0	0	5985286	2.6940	5985286	0	5985286	2.6940	0	2.6940	0	0.0000	0	0.0000	5985286
	PREM KUMAR BHAJANKA	ACAPB4176A	1	4636997	0	0	4636997	2.0871	4636997	0	4636997	2.0871	0	2.0871	0	0.0000	0	0.0000	4636997
	YASH BHAJANKA	AERPB1843B	1	3149132	0	0	3149132	1.4174	3149132	0	3149132	1.4174	0	1.4174	0	0.0000	0	0.0000	3149132
	BHAWNA AGARWAL	ACIPA3280E	1	3087690	0	0	3087690	1.3898	3087690	0	3087690	1.3898	0	1.3898	0	0.0000	0	0.0000	3087690
	HARI PRASAD AGARWAL	ADBPA7649D	1	2435760	0	0	2435760	1.0963	2435760	0	2435760	1.0963	0	1.0963	0	0.0000	0	0.0000	2435760
	SUMITRA DEVI AGARWAL	ACXPA6197K	1	1676250	0	0	1676250	0.7545	1676250	0	1676250	0.7545	0	0.7545	0	0.0000	0	0.0000	1676250
	HARI PRASAD AGARWAL	AAAH9755D	1	1602990	0	0	1602990	0.7215	1602990	0	1602990	0.7215	0	0.7215	0	0.0000	0	0.0000	1602990
	RAJESH KUMAR AGARWAL	ACQPA7715A	1	1602308	0	0	1602308	0.7212	1602308	0	1602308	0.7212	0	0.7212	0	0.0000	0	0.0000	1602308
	SONU BHAJANKA	ADBPB8611J	1	611000	0	0	611000	0.2750	611000	0	611000	0.2750	0	0.2750	0	0.0000	0	0.0000	611000
	PAYAL AGRAWAL	ADBPB8610K	1	600000	0	0	600000	0.2701	600000	0	600000	0.2701	0	0.2701	0	0.0000	0	0.0000	600000
	SHRADDHA AGARWAL	AEYPA9535J	1	600000	0	0	600000	0.2701	600000	0	600000	0.2701	0	0.2701	0	0.0000	0	0.0000	600000
	KESHAV BHAJANKA	ANHPB7251L	1	500000	0	0	500000	0.2250	500000	0	500000	0.2250	0	0.2250	0	0.0000	0	0.0000	500000
	NANCY CHOUDHARY	ALHPB5022B	1	100000	0	0	100000	0.0450	100000	0	100000	0.0450	0	0.0450	0	0.0000	0	0.0000	100000
	NIKITA BANSAL	AMNPA4774G	1	50000	0	0	50000	0.0225	50000	0	50000	0.0225	0	0.0225	0	0.0000	0	0.0000	50000
(b)	Central Government/State Government(s)																		
(c)	Financial Institutions/Banks																		
(d)	Any Other (specify)																		
	Bodies Corporate		6	39329080	0	0	39329080	17.7020	39329080	0	39329080	17.7020	0	17.7020	0	0.0000	0	0.0000	39329080
	SRIRAM VANIJYA PVT. LTD.	AAECS4027N	1	8502180	0	0	8502180	3.8268	8502180	0	8502180	3.8268	0	3.8268	0	0.0000	0	0.0000	8502180
	BRIJDHAM MERCHANTS PVT. LTD.	AABCB0939K	1	7743990	0	0	7743990	3.4856	7743990	0	7743990	3.4856	0	3.4856	0	0.0000	0	0.0000	7743990
	SUMANGAL INTERNATIONAL PVT. LTD.	AADCS6896G	1	7666800	0	0	7666800	3.4508	7666800	0	7666800	3.4508	0	3.4508	0	0.0000	0	0.0000	7666800
	SUMANGAL BUSINESS PVT. LTD.	AAECS4489C	1	6831240	0	0	6831240	3.0747	6831240	0	6831240	3.0747	0	3.0747	0	0.0000	0	0.0000	6831240
	SRIRAM MERCHANTS PVT. LTD.	AAECS5033N	1	6739870	0	0	6739870	3.0336	6739870	0	6739870	3.0336	0	3.0336	0	0.0000	0	0.0000	6739870
	AUROVILLE INVESTMENTS PVT LTD	AACCA3690B	1	1845000	0	0	1845000	0.8304	1845000	0	1845000	0.8304	0	0.8304	0	0.0000	0	0.0000	1845000
	Sub Total		25	159956678	0	0	159956678	71.9965	159956678	0	159956678	71.9965	0	71.9965	0	0.0000	0	0.0000	159956678
(2)	Foreign Individuals (Non-Resident Individuals/Foreign Individuals)																		
(a)	Government																		
(b)	Institutions																		
(c)	Foreign Portfolio Investor																		
(d)	Any Other (specify)																		
(e)																			

Table II - Statement Showing shareholding pattern of the Promoter and Promoter Group as on 30/09/2017

Category & Name of the Shareholders (I)	PAN (II)	Nos. of shareholders (III)	No. of fully paid up equity shares held (IV)	Partly paid-up equity shares held (V)	Nos. of shares underlying Depository Receipts (VI)	Total nos. shares held (VII)=(IV)+(V)+(VI)	Shareholding % calculated as per SCRR, 1957 As a % of (A+B+C2) (VIII)	Number of Voting Rights held in each class of securities (IX)				No of shares Underlying outstanding convertible securities (including Warrants) (X)	Shareholding as a % assuming full conversion of convertible securities (as a percentage of diluted share capital) (XI)=(VII)+(X) As a % of A+B+C2)	Number of Locked in shares (XII)		Number of shares pledged or otherwise encumbered (XIII)		Number of equity shares held in dematerialized form (XIV)	
								No of Voting Rights						Total as a % of Total Voting rights	No. (a)	As a % of total shares held (b)	No. (a)		As a % of total shares held (b)
								Class x	Class y	Total	Total								
Sub Total		0	0	0	0	0	0.0000	0	0	0	0.0000	0	0.0000	0	0.0000	0	0.0000	0	
Total Shareholding of Promoter and Promoter Group (A)=(A)(1)+(A)(2)		25	159956678	0	0	159956678	71.9965	159956678	0	159956678	71.9965	0	71.9965	0	0.0000	0	0.0000	159956678	




	Category & Name of the Shareholders (I)	PAN (II)	Nos. of shareholders (III)	No. of fully paid up equity shares held (IV)	Partly paid up equity shares held (V)	Nos. of shares underlying Depository Receipts (VI)	Total nos. shares held (VII)=(IV)+(V)+(VI)	Shareholding % calculated as per SCRR, 1957 As a % of (A+B+C2) (VIII)	Number of Voting Rights held in each class of securities (IX)			No of shares Underlying outstanding convertible securities (including Warrants) (X)	Shareholding as a % assuming full conversion of convertible securities (as a percentage of diluted share capital) (XI)=(VII)+(X) As a % of A+B+C2)	Number of Locked in shares (XII)		Number of shares pledged or otherwise encumbered (XIII)		Number of equity shares held in dematerialized form (XIV)	
									No of Voting Rights					Total as a % of Total Voting rights	No. (a)	As a % of total shares held (b)	No. (Not applicable) (a)		As a % of total shares held (Not applicable) (b)
									Class x	Class y	Total								
(1)	Institutions																		
(a)	Mutual Funds / UTI		34	8306262	0	0	8306262	3.7386	8306262	0	8306262	3.7386	0	3.7386	0	0.0000	NA		8306262
	SUNDARAM MUTUAL FUND A/C SUNDARAM SELECT MICROCAP SERIES IX	AAATS2554B	12	3675309	0	0	3675309	1.6543	3675309	0	3675309	1.6543	0	1.6543	0	0.0000	NA		3675309
(b)	Venture Capital Funds																		
(c)	Alternate Investment Funds		1	8862	0	0	8862	0.0040	8862	0	8862	0.0040	0	0.0040	0	0.0000	NA		8862
(d)	Foreign Venture Capital Investors																		
(e)	Foreign Portfolio Investors		90	25239076	0	0	25239076	11.3601	25239076	0	25239076	11.3601	0	11.3601	0	0.0000	NA		25239076
	GOVERNMENT PENSION FUND GLOBAL	AACCN1454E	1	5500000	0	0	5500000	2.4755	5500000	0	5500000	2.4755	0	2.4755	0	0.0000	NA		5500000
	GOLDMAN SACHS INDIA LIMITED	AADCG0260C	1	3003351	0	0	3003351	1.3518	3003351	0	3003351	1.3518	0	1.3518	0	0.0000	NA		3003351
(f)	Financial Institutions / Banks		4	168522	0	0	168522	0.0759	168522	0	168522	0.0759	0	0.0759	0	0.0000	NA		168522
(g)	Insurance Companies																		
(h)	Provident Funds / Pension Funds																		
(i)	Any Other (specify)																		
	Foreign Institutional Investors		1	15157	0	0	15157	0.0068	15157	0	15157	0.0068	0	0.0068	0	0.0000	NA		15157
	Sub Total		130	33737879	0	0	33737879	15.1854	33737879	0	33737879	15.1854	0	15.1854	0	0.0000	NA		33737879
(2)	Central Government / State Government(s) / President of India																		
(3)	Non-Institutions																		
(a)	Individuals-																		
	i. Individual shareholders holding nominal share capital upto Rs.2 lakhs		35571	16517962	0	0	16517962	7.4347	16517962	0	16517962	7.4347	0	7.4347	0	0.0000	NA		15899033
	ii. Individual shareholders holding nominal share capital in excess of Rs.2 lakhs		2	505000	0	0	505000	0.2273	505000	0	505000	0.2273	0	0.2273	0	0.0000	NA		505000
(b)	NBFCs registered with RBI		5	29047	0	0	29047	0.0131	29047	0	29047	0.0131	0	0.0131	0	0.0000	NA		29047
(c)	Employee Trusts																		

CENTURY PLYBOARDS (INDIA) LIMITED

Table III - Statement Showing shareholding pattern of the Public shareholder as on 30/09/2017

Category & Name of the Shareholders (I)	PAN (II)	Nos. of shareholders (III)	No. of fully paid up equity shares held (IV)	Partly paid up equity shares held (V)	Nos. of shares underlying Depository Receipts (VI)	Total nos. shares held (VII)=(IV)+(V)+(VI)	Shareholding % calculated as per SCRR, 1957) As a % of (A+B+C2) (VIII)	Number of Voting Rights held in each class of securities (IX)			No of shares Underlying outstanding convertible securities (including Warrants) (X)	Shareholding as a % assuming full conversion of convertible securities (as a percentage of diluted share capital) (XI)=(VII)+(X) As a % of A+B+C2)	Number of Locked in shares (XII)		Number of shares pledged or otherwise encumbered (XIII)		Number of equity shares held in dematerialized form (XIV)	
								No of Voting Rights					Total as a % of Total Voting rights	No. (a)	As a % of total shares held (b)	No. (Not applicable) (a)		As a % of total shares held (Not applicable) (b)
								Class x	Class y	Total								
(d) Overseas Depositories (holding DRs) (balancing figure)																		
(e) Any Other (specify)																		
Bodies Corporate		716	9218806	0	0	9218806	4.1494	9218806	0	9218806	4.1494	0	4.1494	0	0.0000	NA		9206806
Clearing Member		248	1021190	0	0	1021190	0.4596	1021190	0	1021190	0.4596	0	0.4596	0	0.0000	NA		1021190
Non Resident Individual		791	684137	0	0	684137	0.3079	684137	0	684137	0.3079	0	0.3079	0	0.0000	NA		684137
Trusts		7	499575	0	0	499575	0.2249	499575	0	499575	0.2249	0	0.2249	0	0.0000	NA		499575
Foreign National		1	2716	0	0	2716	0.0012	2716	0	2716	0.0012	0	0.0012	0	0.0000	NA		2716
Sub Total		37341	28478433	0	0	28478433	12.8181	28478433	0	28478433	12.8181	0	12.8181	0	0.0000	NA		27847504
Total Public Shareholding (B)=(B)(1)+(B)(2)+(B)(3)		37471	62216312	0	0	62216312	28.0035	62216312	0	62216312	28.0035	0	28.0035	0	0.0000	NA		61585383



CENTURY PLYBOARDS (INDIA) LIMITED																			
Table Iv - Statement Showing shareholding pattern of the Non Promoter - Non Public shareholder as on 30/09/2017																			
Category & Name of the Shareholders (I)	PAN (II)	No of shareholders (III)	No. of fully paid up equity shares held (IV)	Partly paid-up equity shares held (V)	Nos. of shares underlying Depository Receipts (VI)	Total nos. shares held (VII)=(IV)+(V)+(VI)	Shareholding % calculated as per SCRR, 1957 As a % of (A+B+C2) (VIII)	Number of Voting Rights held in each class of securities (IX)			Total as a % of Total Voting rights	No of shares Underlying outstanding convertible securities (including Warrants) (X)	Total Shareholding as a % assuming full conversion of convertible securities (as a percentage of diluted share capital) (XI)=(VII)+(X) As a % of A+B+C2)	Number of Locked in shares (XII)		Number of shares pledged or otherwise encumbered (XIII)		Number of equity shares held in dematerialized form (XIV)	
								Class x	Class y	Total				No. (a)	As a % of total shares held (b)	No. (a)	As a % of total shares held (b)		
(1) Custodian / DR Holder																			
(2) Employee Benefit Trust (under SEBI (Share based Employee Benefit) Regulations, 2014)																			
Total Non Promoter - Non Public Shareholding (C)=(C)(1)+(C)(2)			0	0	0	0	0	0.0000	0	0	0	0.0000	0	0.0000	0	0.0000	NA	NA	0

