

Format of holding of specified securities

1. Name of Listed Entity: CENTURY PLYBOARDS (INDIA) LIMITED (CIN:L20101WB1982PLC034435)
2. Scrip Code 532548 Name of Scrip CENTURYPLY, CENTURYPLY Class of Security Equity
3. Share Holding Pattern Filed under : Reg. 31(1)(a)/Reg. 31(1)(b)/Reg. 31(1)(c)
 - a. If under 31 (1)(b) then indicate the report for Quarter ending: 31/12/2016
 - b. If under 31(1)(c) then indicate date of allotment/extinguishment

4. **Declaration** : The Listed entity is required to submit the following declaration to the extent of submission of information:-

	Particulars	Yes*	No*
1	Whether the Listed Entity has issued any partly paid up shares?		No
2	Whether the Listed Entity has issued any Convertible Securities or Warrants?		No
3	Whether the Listed Entity has any shares against which depository receipts are issued?		No
4	Whether the Listed Entity has any shares in Locked-in?		No
5	Whether any shares held by promoters are pledge or otherwise encumbered?	Yes	

* If the Listed Entity selects the option 'No' for the questions above, the column for the partly paid up shares, Outstanding Convertible Securities/Warrants, depository receipts, locked-in shares, No of shares pledged or otherwise encumbered by promoters, as applicable, shall not be displayed at the time of dissemination on the Stock Exchange website. Also wherever there is 'No' declared by Listed Entity in above table the values will be considered as 'Zero' by default on submission of the format of holding of specified securities.


5. The tabular format for disclosure of holding of specified securities is as follows:-



CENTURY PLYBOARDS (INDIA) LIMITED

Table I - Summary Statement holding of specified securities as on 31/12/2016

Category (I)	Category of shareholder (II)	Nos. of shareholders (III)	No. of fully paid up equity shares held (IV)	No. of Partly paid-up equity shares held (V)	No. of shares underlying Depository Receipts (VI)	Total nos. shares held (VII)=(IV)+(V)+(VI)	Shareholding as a % of total no. of shares (calculated as per SCRR, 1957) As a % of (A+B+C2) (VIII)	Number of Voting Rights held in each class of securities (IX)				No of shares Underlying outstanding convertible securities (including Warrants) (X)	Shareholding as a % assuming full conversion of convertible securities (as a percentage of diluted share capital) (XI)=(VII)+(X) As a % of (A+B+C2)	Number of Locked in shares (XII)		Number of shares pledged or otherwise encumbered (XIII)		Number of equity shares held in dematerialized form (XIV)
								No of Voting Rights			Total as a % of (A+B+C)			No. (a)	As a % of total shares held (b)	No. (a)	As a % of total shares held (b)	
								Class eg:x	Class eg:y	Total								
(A)	Promoter & Promoter group	24	159956678	0	0	159956678	71.9965	159956678	0	159956678	71.9965	0	71.9965	0	0.0000	14000000	8.7524	159956678
(B)	Public	33626	62216312	0	0	62216312	28.0035	62216312	0	62216312	28.0035	0	28.0035	0	0.0000	NA		61534351
(C)	Non Promoter - Non Public															NA		
(C1)	Shares underlying DRs						NA									NA		
(C2)	Shares held by Employee Trusts															NA		
	Total	33650	222172990	0	0	222172990	100.0000	222172990	0	222172990	100.0000	0	100.0000	0				221491029




CENTURY PLYBOARDS (INDIA) LIMITED

Table II - Statement Showing shareholding pattern of the Promoter and Promoter Group as on 31/12/2016

	Category & Name of the Shareholders (I)	PAN	(II)	Nos. of shareholders (III)	No. of fully paid up equity shares held (IV)	Partly paid-up equity shares held (V)	Nos. of shares underlying Depository Receipts (VI)	Total nos. shares held (VII)=(IV)+(V)+(VI)	Shareholding % calculated as per SCRR, 1957 As a % of (A+B+C2) (VIII)	Number of Voting Rights held in each class of securities (IX)			No of shares Underlying convertible securities (including Warrants) (X)	Shareholding as a % assuming full conversion of convertible securities (as a percentage of diluted share capital) (XI)=(VII)+(X) As a % of A+B+C2)	Number of Locked in shares (XII)		Number of shares pledged or otherwise encumbered (XIII)		Number of equity shares held in dematerialized form (XIV)	
										No of Voting Rights					As a % of total shares held (a)	As a % of total shares held (b)	No. (a)	As a % of total shares held (b)		
										Class x	Class y	Total								
(1)	Indian																			
(a)	Individuals/Hindu undivided Family			18	120627598	0	0	120627598	54.2944	120627598	0	120627598	54.2944	0	54.2944	0	0.0000	14000000	11.6060	120627598
	SAJJAN BHAJANKA	ACAPB0496F		1	25232954	0	0	25232954	11.3573	25232954	0	25232954	11.3573	0	11.3573	0	0.0000	5000000	19.8154	25232954
	SANJAY AGARWAL	ADDDA5363J		1	24200124	0	0	24200124	10.8925	24200124	0	24200124	10.8925	0	10.8925	0	0.0000	5000000	20.6611	24200124
	DIVYA AGARWAL	ADDDA5347G		1	16749750	0	0	16749750	7.5391	16749750	0	16749750	7.5391	0	7.5391	0	0.0000	0	0.0000	16749750
	SANTOSH BHAJANKA	ACAPB0470B		1	15649500	0	0	15649500	7.0438	15649500	0	15649500	7.0438	0	7.0438	0	0.0000	0	0.0000	15649500
	VISHNU KHEMANI	AAEPK9875B		1	12607857	0	0	12607857	5.6748	12607857	0	12607857	5.6748	0	5.6748	0	0.0000	0	0.0000	12607857
	SUDHA KHEMANI	AAKPK5314K		1	5985286	0	0	5985286	2.6940	5985286	0	5985286	2.6940	0	2.6940	0	0.0000	0	0.0000	5985286
	PREM KUMAR BHAJANKA	ACAPB4176A		1	4636997	0	0	4636997	2.0871	4636997	0	4636997	2.0871	0	2.0871	0	0.0000	3000000	64.6970	4636997
	YASH BHAJANKA	AERPB1843B		1	3149132	0	0	3149132	1.4174	3149132	0	3149132	1.4174	0	1.4174	0	0.0000	0	0.0000	3149132
	BHAWNA AGARWAL	ACIFA3280E		1	3087690	0	0	3087690	1.3898	3087690	0	3087690	1.3898	0	1.3898	0	0.0000	0	0.0000	3087690
	HARI PRASAD AGARWALA	ADBPB7849D		1	2435760	0	0	2435760	1.0963	2435760	0	2435760	1.0963	0	1.0963	0	0.0000	1000000	41.0549	2435760
	SUMITRA DEVI AGARWAL	ACXPA6197K		1	1676250	0	0	1676250	0.7545	1676250	0	1676250	0.7545	0	0.7545	0	0.0000	0	0.0000	1676250
	HARI PRASAD AGARWAL	AAAHH9755D		1	1602990	0	0	1602990	0.7215	1602990	0	1602990	0.7215	0	0.7215	0	0.0000	0	0.0000	1602990
	RAJESH KUMAR AGARWAL	ACQPA7715A		1	1602308	0	0	1602308	0.7212	1602308	0	1602308	0.7212	0	0.7212	0	0.0000	0	0.0000	1602308
	SONU BHAJANKA	ADBPB8611J		1	611000	0	0	611000	0.2750	611000	0	611000	0.2750	0	0.2750	0	0.0000	0	0.0000	611000
	PAYAL AGRAWAL	ADBPB8610K		1	600000	0	0	600000	0.2701	600000	0	600000	0.2701	0	0.2701	0	0.0000	0	0.0000	600000
	SHRADDHA AGARWAL	AEYPA9535J		1	600000	0	0	600000	0.2701	600000	0	600000	0.2701	0	0.2701	0	0.0000	0	0.0000	600000
	NANCY BHAJANKA	ALHPB5022B		1	100000	0	0	100000	0.0450	100000	0	100000	0.0450	0	0.0450	0	0.0000	0	0.0000	100000
	KESHAV BHAJANKA	ANHBP7251L		1	100000	0	0	100000	0.0450	100000	0	100000	0.0450	0	0.0450	0	0.0000	0	0.0000	100000
(b)	Central Government/State Government(s)																			
(c)	Financial Institutions/Banks																			
(d)	Any Other (specify)																			
	Bodies Corporate			6	39329080	0	0	39329080	17.7020	39329080	0	39329080	17.7020	0	17.7020	0	0.0000	0	0.0000	39329080
	SRIRAM VANIJYA PVT. LTD.	AAECS4027N		1	8502180	0	0	8502180	3.8268	8502180	0	8502180	3.8268	0	3.8268	0	0.0000	0	0.0000	8502180
	BRIJDHAM MERCHANTS PVT. LTD.	AABCB0939K		1	7743990	0	0	7743990	3.4856	7743990	0	7743990	3.4856	0	3.4856	0	0.0000	0	0.0000	7743990
	SUMANGAL INTERNATIONAL PVT. LTD.	AADCS6896G		1	7666800	0	0	7666800	3.4508	7666800	0	7666800	3.4508	0	3.4508	0	0.0000	0	0.0000	7666800
	SUMANGAL BUSINESS PVT. LTD.	AAECS4489C		1	6831240	0	0	6831240	3.0747	6831240	0	6831240	3.0747	0	3.0747	0	0.0000	0	0.0000	6831240
	SRIRAM MERCHANTS PVT. LTD.	AAECS5033N		1	6739870	0	0	6739870	3.0336	6739870	0	6739870	3.0336	0	3.0336	0	0.0000	0	0.0000	6739870
	AUROVILLE INVESTMENTS PVT LTD	AACCA3690B		1	1845000	0	0	1845000	0.8304	1845000	0	1845000	0.8304	0	0.8304	0	0.0000	0	0.0000	1845000
	Sub Total			24	159956678	0	0	159956678	71.9965	159956678	0	159956678	71.9965	0	71.9965	0	0.0000	14000000	8.7524	159956678
(2)	Foreign																			
(a)	Individuals (Non-Resident Individuals/Foreign Individuals)																			
(b)	Government																			
(c)	Institutions																			
(d)	Foreign Portfolio Investor																			
(e)	Any Other (specify)																			
	Sub Total			0	0	0	0	0	0.0000	0	0	0	0.0000	0	0.0000	0	0.0000	0	0.0000	0

Table II - Statement Showing shareholding pattern of the Promoter and Promoter Group as on 31/12/2016

Category & Name of the Shareholders (I)	PAN (II)	Nos. of shareholders (III)	No. of fully paid up equity shares held (IV)	Partly paid-up equity shares held (V)	Nos. of shares underlying Depository Receipts (VI)	Total nos. shares held (VII)=(IV)+(V)+(VI)	Shareholding % calculated as per SCRR, 1957 As a % of (A+B+C2) (VIII)	Number of Voting Rights held in each class of securities (IX)			No of shares Underlying outstanding convertible securities (including Warrants) (X)	Shareholding as a % assuming full conversion of convertible securities (as a percentage of diluted share capital) (XI)=(VII)+(X) As a % of A+B+C2)	Number of Locked in shares (XII)		Number of shares pledged or otherwise encumbered (XIII)		Number of equity shares held in dematerialized form (XIV)	
								No of Voting Rights					No. (a)	As a % of total shares held (b)	No. (a)	As a % of total shares held (b)		
								Class x	Class y	Total								
Total Shareholding of Promoter and Promoter Group (A)=(A)(1)+(A)(2)		24	159956678	0	0	159956678	71.9965	159956678	0	159956678	71.9965	0	71.9965	0	0.0000	14000000	8.7524	159956678



CENTURY PLYBOARDS (INDIA) LIMITED


Table III - Statement Showing shareholding pattern of the Public shareholder as on 31/12/2016

Category & Name of the Shareholders (I)	PAN (II)	Nos. of shareholders (III)	No. of fully paid up equity shares held (IV)	Partly paid up equity shares held (V)	Nos. of shares underlying Depository Receipts (VI)	Total nos. shares held (VII)=(IV)+(V)+(VI)	Shareholding % calculated as per SCRR, 1957) As a % of (A+B+C2) (VIII)	Number of Voting Rights held in each class of securities (IX)			No of shares Underlying outstanding convertible securities (including Warrants) (X)	Shareholding as a % assuming full conversion of convertible securities (as a percentage of diluted share capital) (XI)=(VII)+(X) As a % of A+B+C2)	Number of Locked in shares (XII)		Number of shares pledged or otherwise encumbered (XIII)		Number of equity shares held in dematerialized form (XIV)	
								No of Voting Rights					Total as a % of Total Voting rights	No. (a)	As a % of total shares held (b)	No. (Not applicable) (a)		As a % of total shares held (Not applicable) (b)
								Class x	Class y	Total								
(1) Institutions																		
(a) Mutual Funds / UTI		48	10230766	0	0	10230766	4.6049	10230766	0	10230766	4.6049	0	0.0000	NA			10230766	
SUNDARAM MUTUAL FUND A/C	AAATS2554B	14	3915709	0	0	3915709	1.7625	3915709	0	3915709	1.7625	0	0.0000	NA			3915709	
SUNDARAM RURAL INDIA FUND	AAATH1809A	4	2405000	0	0	2405000	1.0825	2405000	0	2405000	1.0825	0	0.0000	NA			2405000	
HDFC SMALL CAP FUND																		
(b) Venture Capital Funds																		
(c) Alternate Investment Funds																		
(d) Foreign Venture Capital Investors																		
(e) Foreign Portfolio Investors		53	22521731	0	0	22521731	10.1370	22521731	0	22521731	10.1370	0	0.0000	NA			22521731	
GOVERNMENT PENSION FUND GLOBAL	AACCN1454E	1	6141855	0	0	6141855	2.7644	6141855	0	6141855	2.7644	0	0.0000	NA			6141855	
PARVEST EQUITY WORLD EMERGING	AACAP5177C	1	2511328	0	0	2511328	1.1303	2511328	0	2511328	1.1303	0	0.0000	NA			2511328	
(f) Financial Institutions / Banks		3	47116	0	0	47116	0.0212	47116	0	47116	0.0212	0	0.0000	NA			47116	
(g) Insurance Companies																		
(h) Provident Funds / Pension Funds																		
(i) Any Other (specify)																		
Foreign Institutional Investors		10	4388058	0	0	4388058	1.9751	4388058	0	4388058	1.9751	0	0.0000	NA			4388058	
MONDRIAN EMERGING MARKETS SMALL CAP EQUITY FUND,L.P.	AATFM8898D	1	2966882	0	0	2966882	1.3354	2966882	0	2966882	1.3354	0	0.0000	NA			2966882	
Sub Total		114	37187671	0	0	37187671	16.7382	37187671	0	37187671	16.7382	0	0.0000	NA			37187671	
(2) Central Government / State Government(s) / President of India																		
(3) Non-Institutions																		
(a) Individuals-																		
i. Individual shareholders holding nominal share capital upto Rs.2 lakhs		31913	14056896	0	0	14056896	6.3270	14056896	0	14056896	6.3270	0	0.0000	NA			13386935	
ii. Individual shareholders holding nominal share capital in excess of Rs.2 lakhs		2	515000	0	0	515000	0.2318	515000	0	515000	0.2318	0	0.0000	NA			515000	

CENTURY PLYBOARDS (INDIA) LIMITED

Table III - Statement Showing shareholding pattern of the Public shareholder as on 31/12/2016

Category & Name of the Shareholders (I)	PAN (II)	Nos. of shareholders (III)	No. of fully paid up equity shares held (IV)	Partly paid up equity shares held (V)	Nos. of shares underlying Depository Receipts (VI)	Total nos. shares held (VII)=(IV)+(V)+(VI)	Shareholding % calculate d as per SCRR, 1957) As a % of (A+B+C2) (VIII)	Number of Voting Rights held in each class of securities (IX)			No of shares Underlying outstanding convertible securities (including Warrants) (X)	Shareholding as a % assuming full conversion of convertible securities (as a percentage of diluted share capital) (XI)=(VII)+(X) As a % of A+B+C2)	Number of Locked in shares (XII)		Number of shares pledged or otherwise encumbered (XIII)		Number of equity shares held in dematerialized form (XIV)
								No of Voting Rights					As a % of total shares held (a)	No. (Not applicable) (a)	As a % of total shares held (Not applicable) (b)		
								Class x	Class y	Total							
(b) NBFCs registered with RBI		5	11885	0	0	11885	0.0053	11885	0	11885	0.0053	0	0.0000	NA		11885	
(c) Employee Trusts																	
(d) Overseas Depositories (holding DRs) (balancing figure)																	
(e) Any Other (specify)																	
Bodies Corporate		630	9192960	0	0	9192960	4.1377	9192960	0	9192960	4.1377	0	4.1377	0	0.0000	NA	9180960
Clearing Member		267	698365	0	0	698365	0.3143	698365	0	698365	0.3143	0	0.3143	0	0.0000	NA	698365
Non Resident Individual		690	540007	0	0	540007	0.2431	540007	0	540007	0.2431	0	0.2431	0	0.0000	NA	540007
Trusts		4	11129	0	0	11129	0.0050	11129	0	11129	0.0050	0	0.0050	0	0.0000	NA	11129
Foreign National		1	2399	0	0	2399	0.0011	2399	0	2399	0.0011	0	0.0011	0	0.0000	NA	2399
Sub Total		33512	25028641	0	0	25028641	11.2654	25028641	0	25028641	11.2654	0	11.2654	0	0.0000	NA	24346680
Total Public Shareholding (B)=(B)(1)+(B)(2)+(B)(3)		33626	62216312	0	0	62216312	28.0035	62216312	0	62216312	28.0035	0	28.0035	0	0.0000	NA	61534351



CENTURY PLYBOARDS (INDIA) LIMITED

Table Iv - Statement Showing shareholding pattern of the Non Promoter - Non Public shareholder as on 31/12/2016

Category & Name of the Shareholders (I)	PAN (II)	No of shareholders (III)	No. of fully paid up equity shares held (IV)	Partly paid-up equity shares held (V)	Nos. of shares underlying Depository Receipts (VI)	Total nos. shares held (VII)=(IV) + (V)+(VI)	Shareholding % calculated as per SCRR, 1957) As a % of (A+B+C2) (VIII)	Number of Voting Rights held in each class of securities (IX)			Total as a % of Total Voting rights	No of shares Underlying outstanding convertible securities (including Warrants) (X)	Total Shareholding as a % assuming full conversion of convertible securities (as a percentage of diluted share capital) (XI)=(VII)+(X) As a % of A+B+C2)	Number of Locked in shares (XII)		Number of shares pledged or otherwise encumbered (XIII)		Number of equity shares held in dematerialized form (XIV)
								No of Voting Rights						No. (a)	As a % of total shares held (b)	No. (Not applicable) (a)	As a % of total shares held (b)	
								Class x	Class y	Total								
(1) Custodian / DR Holder																		
(2) Employee Benefit Trust (under SEBI (Share based Employee Benefit) Regulations, 2014)																		
Total Non Promoter - Non Public Shareholding (C)=(C)(1)+(C)(2)			0	0	0	0	0.0000	0	0	0	0.0000	0	0.0000	0	0.0000	NA	NA	0

